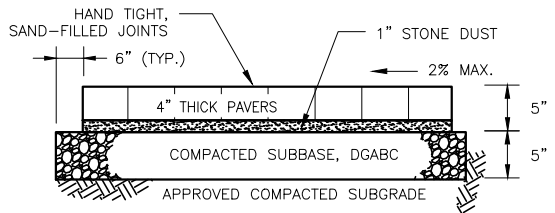
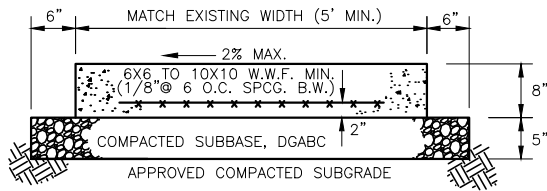


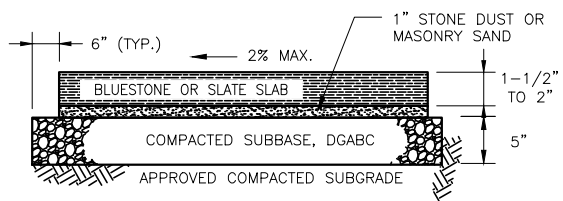
CONCRETE (TYPICAL)



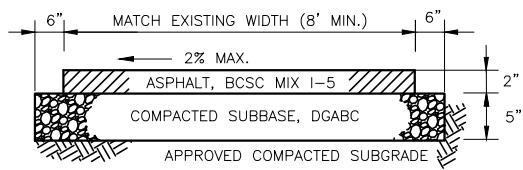
BRICK OR CONCRETE PAVER



CONCRETE AT DRIVEWAYS



BLUESTONE OR SLATE



ASPHALT (SHARED-USE PATH)

NOTES:

1. INSPECTION – THE MUNICIPAL ENGINEER MAY INSPECT ALL WORK
 - 1.A. CONTACT THE ENGINEER TO SCHEDULE AN INSPECTION(S) PRIOR TO:
INSTALLING BACKFILL
ASPHALT PAVING
 - 1.B. PROVIDE THE ENGINEER COPY(S) OF DELIVERY TICKETS FOR ALL REDI-MIX MATERIALS. TICKET SHALL STATE MATERIAL(S) NAME AND WEIGHT(S).
2. ALL SIDEWALKS TYPES
 - 2.A. SUBGRADE AND DGABC SHALL BE COMPACTED TO WITHIN 1/2" OF GRADE AND CONTOUR, WITH NO AREAS CONSISTENTLY HIGH.
 - 2.B. SIDEWALK TO BE SLOPED TOWARDS STREET OR TO MATCH EXISTING IN ORDER TO MAINTAIN POSITIVE DRAINAGE.
 - 2.C. PEDESTRIAN ACCESS SHALL BE MAINTAINED AT ALL TIMES. PEDESTRIAN DETOURS SHALL COMPLY WITH M.U.T.C.D. CHAPTER 6F FOR PEDESTRIAN DETOURS. COMPLETE SIDEWALK INSTALLATION ON ONE SIDE OF THE ROAD BEFORE BEGINNING WORK ON THE OTHER SIDE.
 - 2.D. ALL SIDEWALKS AND RAMPS SHALL COMPLY WITH CURRENT FEDERAL ADA STANDARDS WITH A MAXIMUM CROSS SLOPE OF 2%.
 - 2.E. VERTICAL CLEARANCE FROM TOP OF PATHWAY TO VEGETATION OBSTRUCTIONS AND BASE OF SIGNS SHALL BE 7'-0" MIN. FOR PEDESTRIAN ONLY FACILITIES, 8'-0" MIN. WHERE BICYCLES ARE PERMITTED.
 - 2.F. HORIZONTAL CLEARANCE FROM LATERAL OBSTRUCTIONS SHALL BE 2'-6" MIN. FROM EDGE OF WALKWAY.
3. CONCRETE SIDEWALK
 - 3.A. 4500 PSI CONCRETE AT 28 DAYS WITH 6% ± 1.5% AIR ENTRAINMENT AND 3"-5" SLUMP (NJDOT CLASS B)
 - 3.B. MEASURES SHALL BE PROVIDED BY THE CONTRACTOR TO MAINTAIN THE CONCRETE TEMPERATURE ABOVE 40°F DURING "COLD WEATHER" PERIODS.
 - 3.C. SLUMP TEST: 3"-4"
 - 3.D. EXPANSION JOINTS EVERY 20', CONSTRUCTION JOINTS EVERY 4' AT A DEPTH OF 1/4 THE THICKNESS OF CONCRETE. EXPANSION JOINT MATERIAL TO MATCH DEPTH OF CONCRETE. (5"-8")
 - 3.E. APPLY WATER-BASED, LOW ODOR CURE AND SEAL COMPOUND WITHIN 2 HOURS OF CONCRETE FINISHING OPERATIONS.
4. ASPHALT SIDEWALK
 - 4.A. ASPHALT TYPE SHALL BE BITUMINOUS CONCRETE SURFACE COURSE (BCSC) 1-5 –OR– NJDOT 9.5M64
5. BRICK OR PAVER SIDEWALK
 - 5.A. BRICKS, PAVERS OR STONE SLABS TO BE SET FLUSH TO EACH OTHER AND TO CURB.
 - 5.B. STONE DUST TO BE USED AS JOINT FILLER.



PRINCETON, NEW JERSEY ENGINEERING DEPARTMENT		
TYPICAL CONSTRUCTION DETAIL		
SIDEWALK & PATH		
SCALE: N.T.S.	DATE: SEPT. 2018	STD. DWG. NO.: PEX-02