


**PRINCETON POLICE
DEPARTMENT
CHIEF'S MONTHLY REPORT**



**MARCH
2022**

TABLE OF CONTENTS

SAFE NEIGHBORHOOD BUREAU	1-3
DETECTIVE / JUVENILE BUREAU	4
ARRESTS	5
POLICE CALLS FOR SERVICE	6
OFFENSES	7
NON-CRIMINAL INCIDENTS	8
SUMMONSES	9
PARKING VIOLATIONS	10
ORDINANCE VIOLATIONS	11
PATROL OVERTIME	12
DETECTIVE OVERTIME	13
GENDER/ETHNICITY REPORT	14
SUMMONS VS. WARNING BY RACE	15
MOTOR VEHICLE ACCIDENT STATISTICS	16
USE OF FORCE	17

Safe Neighborhood Bureau Monthly Report

March 2022

March 2022: The Safe Neighborhood focused on recruitment for the department's next hiring process. On March 1, 2022, the application for new officers launched via policeapp.com. Several social media posts were made advertising that we are currently hiring. Flyers were distributed to several organizations and colleges throughout the state. SNB members also attended a Law Enforcement Career Day at Rowan College of Burlington County where they met with several prospective applicants.



Stuart Country Day School Parent presentation: On March 3rd, SNB members gave a presentation on Internet Safety to the parents at Stuart Country Day School.

Wheels Rodeo Planning: Planning is underway for the 2022 Wheels Rodeo. SNB members met with Princeton Human Services Commission and members of the Princeton Pedestrian and Bicycle Advisory Committee to start planning for the April 23rd event.

Helping the Community: SNB members attended the Mr. Rogers' Neighbors Kindness Project on Franklin Ave and assisted in bagging goods and providing the items to residents in need.

Visit to the Harriet Bryan House: SNB members spoke with residents of the Harriet Bryan House about current scams targeting the elderly and how they can protect themselves. SNB members further explained how to make a police report and provided information on our departments well being check services.

Buckle up! SNB members assisted 3 families with properly installing their child safety seats into their vehicles.

Station Tour: SNB members had the pleasure of meeting Liam, the great grandson of fallen Officer Billie Ellis. Liam visited the department with his family from Indiana. K9 Ellie, who is named after Officer Ellis, got to meet Liam as well!



School visit: Officer Lattin visited the Stone Hill Learning Center and introduced K9 Ellie to the students. Officer Lattin explained to the students how Ellie searches buildings for potential explosives.

Meetings Attended:

- ❖ March 3, 2022: Ptl. C. Navas attended the monthly PADA meeting.
- ❖ March 8, 2022: Sgt. Thomas attended the monthly Fleet Subcommittee meeting.

Trainings:

- ❖ March 4th, 2022: Sgt. Thomas administered the annual CPR recertification course to several officers.
- ❖ All members of SNB completed the 2021-2022 Hazmat Refresher Course and successfully passed the test.

Other Activities of Note

- ❖ SNB covered 48 school crossings.
- ❖ SNB officers conducted 14 vacant house checks.
- ❖ Ptl. Lattin conducted radar details throughout town and made 16 car stops.
- ❖ SNB continued to manage all of the department's social media platforms. The department's social media insights skyrocketed during the month of March. The FB page reach went up 1.5K% compared to the previous month.
- ❖ SNB continued to supplement patrol as needed, specifically Ptl. Lattin who answered several calls for service.
- ❖ Officers Navas and Carter completed the 2021 RAC report.
- ❖ Sgt. Thomas continued to transport and set up the three variable messages boards throughout town.
- ❖ Sgt. Thomas and Ptl. Lattin attended the Princeton High Schools active shooter drill. They observed and critiqued their current policy and procedures.

Princeton Police Department
Detective Bureau
Monthly Report –March 2022

Cases Assigned This Month	Open Investigations	Cases Closed This Month
55	22	33

Juvenile Report

Juvenile Petition	Station House Adjustment	Curb Side Warnings
0	2	19

Background Investigations

Solicitor	Firearms	PFARS	IXP	Megan’s Law Registrations
9	6	0	0	0

Comparison

- Mar. 2022: 55 cases assigned Mar. 2021: 54 cases assigned
- YTD 2022: 143 cases assigned YTD: 2021: 135 cases assigned

Firearms

- Mar. 2022: 06 Mar. 2021: 15
- Total YTD 2022: 39 Total YTD 2021: 47

TOTAL ARRESTS

<u>2022</u>	<u>Jan</u>	<u>Feb</u>	<u>Mar</u>	<u>Apr</u>	<u>May</u>	<u>Jun</u>	<u>Jul</u>	<u>Aug</u>	<u>Sep</u>	<u>Oct</u>	<u>Nov</u>	<u>Dec</u>	<u>YTD 2022</u>
Arrests	16	7	19										42

<u>2021</u>	<u>Jan</u>	<u>Feb</u>	<u>Mar</u>	<u>Apr</u>	<u>May</u>	<u>Jun</u>	<u>Jul</u>	<u>Aug</u>	<u>Sep</u>	<u>Oct</u>	<u>Nov</u>	<u>Dec</u>	<u>YTD 2021</u>
Arrests	5	9	4	4	4	6	8	11	11	11	17	10	100
<u>2020</u>	<u>Jan</u>	<u>Feb</u>	<u>Mar</u>	<u>Apr</u>	<u>May</u>	<u>Jun</u>	<u>Jul</u>	<u>Aug</u>	<u>Sep</u>	<u>Oct</u>	<u>Nov</u>	<u>Dec</u>	<u>YTD 2020</u>
Arrests	49	38	11	7	6	8	13	7	1	8	10	1	159

POLICE CALLS FOR SERVICE

	<u>Jan</u>	<u>Feb</u>	<u>Mar</u>	<u>Apr</u>	<u>May</u>	<u>Jun</u>	<u>Jul</u>	<u>Aug</u>	<u>Sep</u>	<u>Oct</u>	<u>Nov</u>	<u>Dec</u>	<u>YTD</u>
2022	2,696	2,709	3,029										8,434
2021	1,772	1,760	2,193	2,301	2,582	2,569	2,658	2,865	3,048	3,133	2,770	2,494	30,145
2020	4,163	4,388	2,627	1,753	1,773	2,063	2,229	2,358	2,059	2,502	1,971	1,870	29,756

MARCH OFFENSES

	<u>March 2020</u>	<u>March 2021</u>	<u>March 2022</u>	<u>YTD 2022</u>
Assault/Aggravated	1	1	2	2
Assault/Simple	3	2	6	15
Burglary	1	1	1	6
Burglary to Vehicle	1	0	3	8
Criminal Mischief	9	6	12	25
CDS Possession – Marijuana	3	0	0	0
CDS Possession – Heroin	0	0	0	0
DUI	1	2	3	5
Robbery	0	0	0	0
Sexual Assault	2	2	2	2
Theft	8	4	15	39
Warrant Arrest	1	0	3	9
TOTAL	30	18	47	111

MARCH NON-CRIMINAL INCIDENTS

NON-CRIMINAL INCIDENTS	<u>March</u> <u>2020</u>	<u>March</u> <u>2021</u>	<u>March</u> <u>2022</u>	<u>YTD 2022</u>
Alarms Auto	0	1	0	1
Alarms Burglar	0	0	5	10
Alarms Commercial Burglar	31	27	24	75
Alarms Commercial Fire	19	16	27	86
Alarms Fire	1	2	3	12
Alarms Medical	7	9	10	30
Alarms Other	5	1	1	5
Alarms Panic	4	8	4	14
Alarms Residential Burglar	41	39	40	107
Alarms Residential Fire	14	14	9	24
Animal Complaints	25	20	19	54
Emotionally Disturbed Person	5	12	11	30
Fire (Other) Gas, Odor of Smoke	12	11	7	21
Fire Commercial	1	0	0	0
Fire Dwelling	1	1	0	1
Fire Vehicle	1	0	0	0
Firearms Applicant	15	15	6	35
Foot Patrol	65	47	103	254
Medical Call	161	152	143	407
Missing Person	1	3	1	5
Motor Vehicle Stop	349	45	522	1270
MVA Involving Injury	6	5	7	14
MVA No Injury	21	24	43	127
MVA No Report	3	6	6	17
MVA With Bicycle	1	0	1	1
MVA With Deer	0	2	2	8
MVA With Pedestrian	2	1	2	2
Noise Complaint	9	22	15	43
School Crossing	84	224	114	332
School Detail	17	0	32	122
Urinating in Public	2	0	2	2
Non-Criminal – TOTAL	903	707	1159	3109

MARCH SUMMONSES

<u>SUMMONS TYPE</u>	<u>March 2020</u>	<u>March 2021</u>	<u>March 2022</u>	<u>YTD 2022</u>
All Other (ordinances/moving)	71	21	89	193
Careless Driving	13	11	25	51
Cell Phone	3	2	5	8
Driving While Intoxicated	1	2	3	5
Driving While Suspended	8	1	10	25
Failure to Exhibit Documents	3	1	7	21
Failure to Inspect	10	0	5	10
Failure to Wear Seatbelt	2	0	3	7
Failure to Yield to Pedestrian in Crosswalk	6	3	4	7
Maintenance of Lamps	3	0	6	10
Speeding	75	6	44	118
Uninsured Motorist	1	1	1	5
Unlicensed Driver	4	1	12	26
Unregistered Vehicle	16	0	25	77
Total Summonses	216	49	239	563

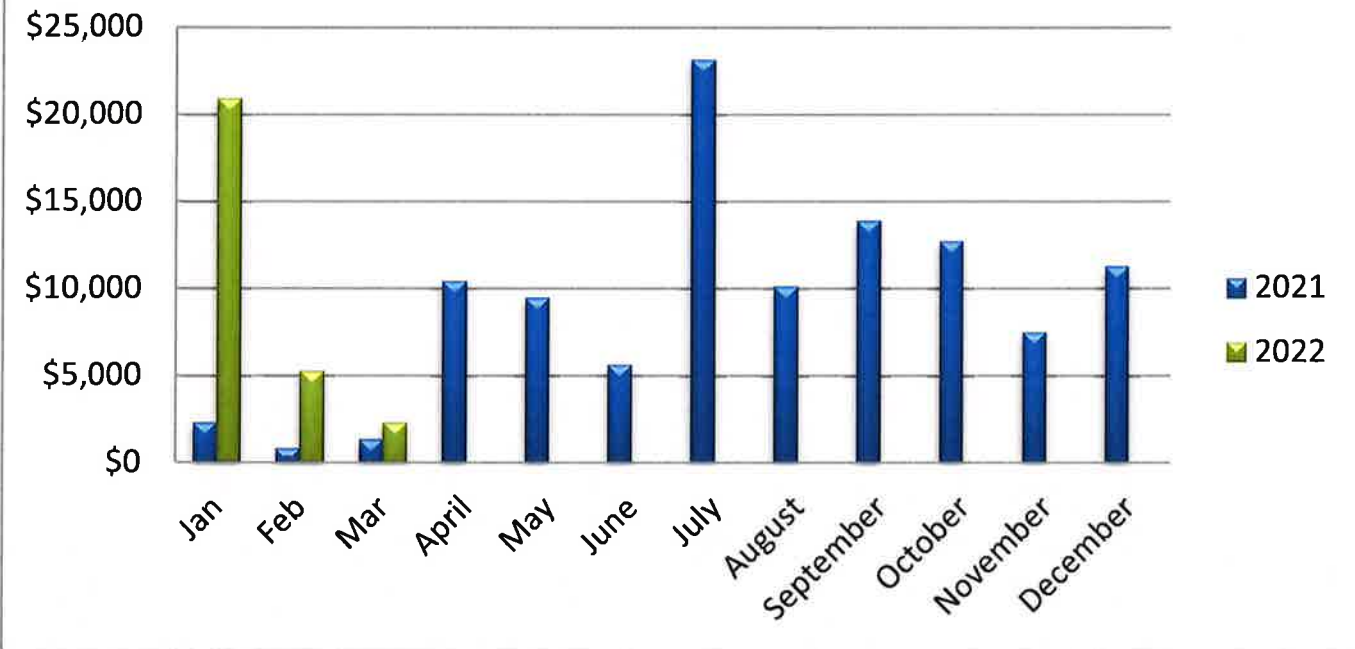
MARCH PARKING VIOLATIONS

<u>PARKING ORDINANCE</u>	<u>March 2020</u>	<u>March 2021</u>	<u>March 2022</u>	<u>YTD 2022</u>
Bus Zone	0	1	1	2
Loading Zone	14	32	37	135
Parking Within Designated Parking Stalls	3	4	13	30
No Parking Zones/Anytime	7	3	61	119
Park Between 2AM & 6AM 1hr Limit	79	0	0	0
Parking Limit 2 hrs Between 8AM & 6PM	6	0	66	89
Park Between 2AM & 6AM in Municipal Yard	0	0	0	0
Meters	646	582	1745	4353
Meter Feeding	0	0	0	3
Parking in Handicap Space	0	0	0	0
All Others	25	14	117	218
Total - Parking Violations	780	636	2040	4949

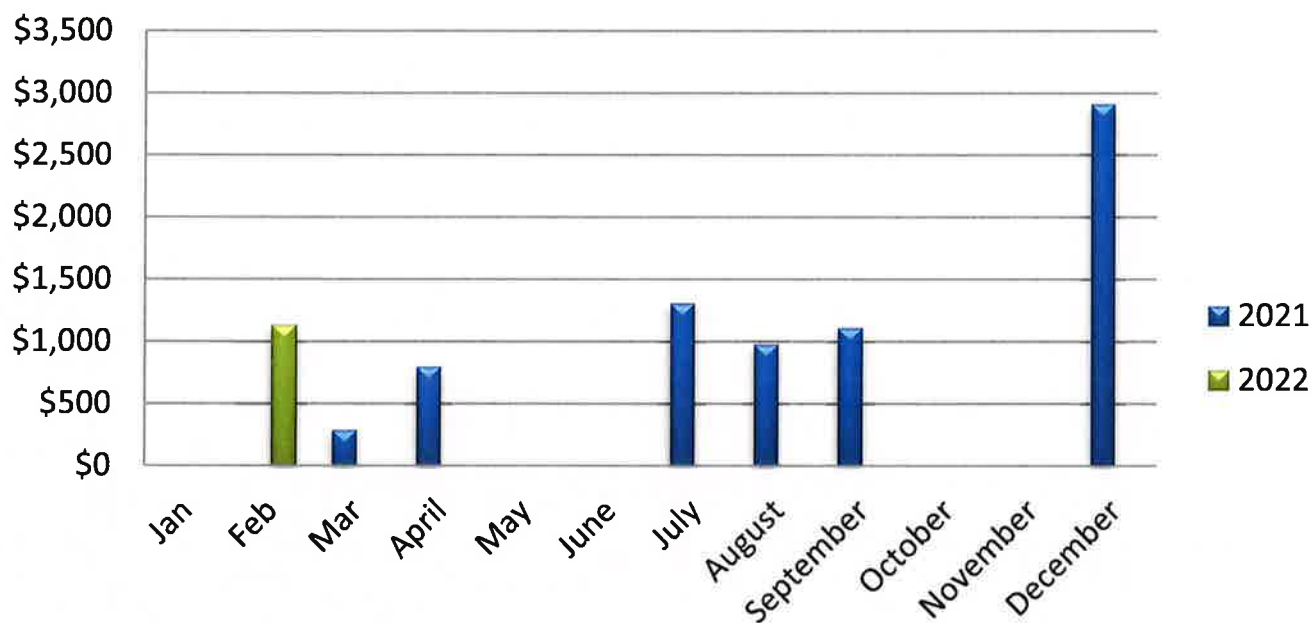
MARCH ORDINANCE VIOLATIONS

<u>ORDINANCE VIOLATION</u>	<u>March 2020</u>	<u>March 2021</u>	<u>March 2022</u>	<u>YTD 2022</u>
Bicycles/Skateboards Prohibited	0	0	0	0
Consumption Alcohol in Park	0	0	0	0
Construction After Hours	0	0	0	0
Disorderly Conduct	0	0	0	1
Dog Without a Leash	1	0	0	0
False Alarm – 2nd Offense	0	2	3	3
False Alarm – 3rd Offense	0	0	0	0
False Alarm – 4th Offense	0	0	0	0
Failure to Register Alarm	0	0	5	5
Failure to Remove Snow	0	0	0	0
Idling Vehicle	0	0	0	1
In Park After Hours	0	0	0	0
Left Turn Prohibited	1	0	1	2
Littering	1	0	0	0
Noise Complaint	0	0	0	0
No U-turn	0	0	0	0
Open Container	0	1	0	0
Other	0	0	0	0
Overweight Vehicle	5	2	5	9
Urinating in Public	2	0	2	2
TOTAL	10	5	16	23

Patrol Overtime



Detective Overtime





Princeton Police Department

1 Valley Road, Princeton, NJ 08540

Phone: 609-921-2100 Fax: 609-924-8197 Mun. Code: 1110

Gender & Ethnicity Report

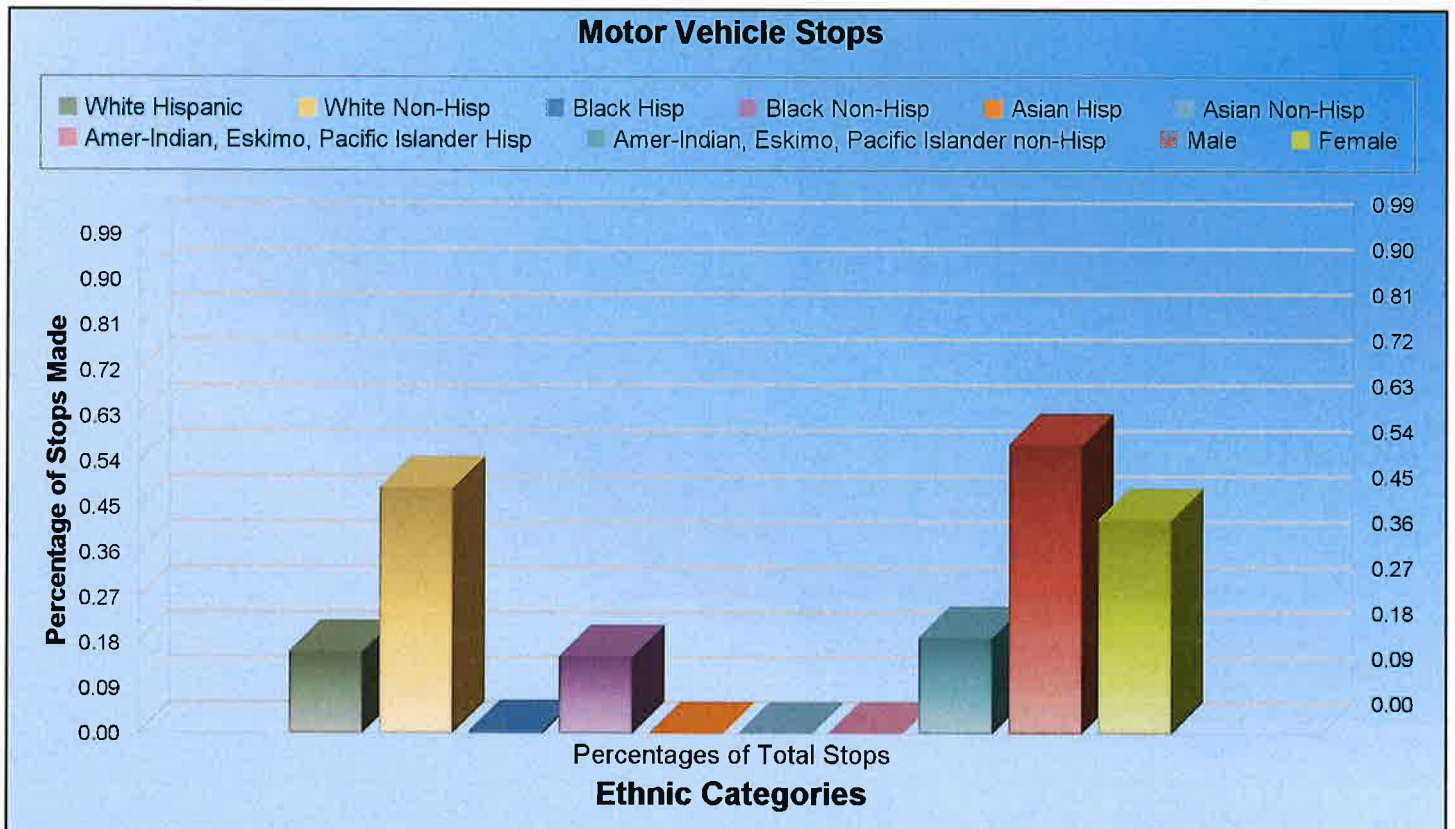
MV Stops for March 2022

Officer - Total MV Stops: 522

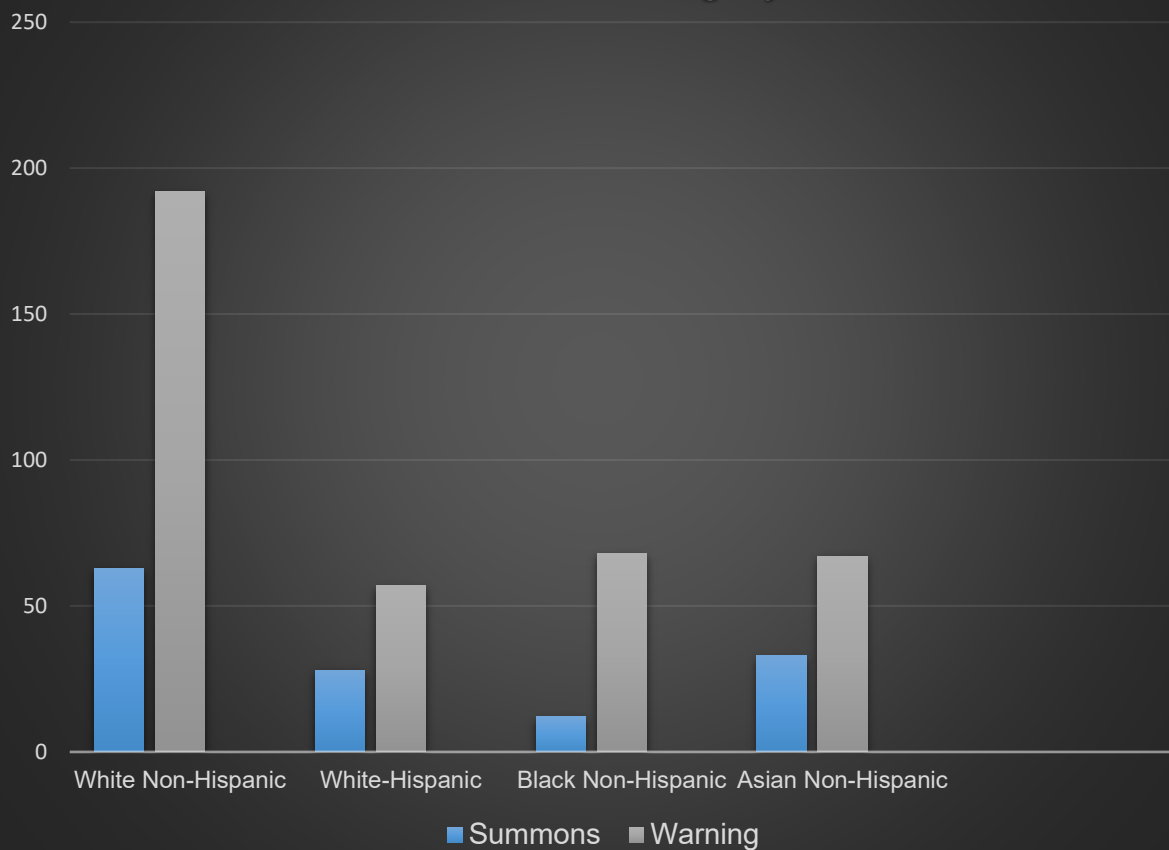


Gender / Ethnic breakdown shown in percentages of overall number of MV Stops

Race Code	Total #	Percentage
White Hisp.	85	16.28%
White Non Hisp.	255	48.85%
Black Hisp.	2	0.38%
Black Non-Hisp.	80	15.33%
Native Amer/Eskimo Hisp.	0	0.00%
Native Amer/Eskimo Non-Hisp	0	0.00%
Asian Hisp.	0	0.00%
Asian Non-Hisp	100	19.16%
Male	300	57.47%
Female	222	42.53%



MARCH 2022 Summons vs. Warning by Race



Native American or Eskimo – a person having origins in any of the original peoples of the Americas and maintaining cultural identification through tribal affiliations or community recognition.

Asian or Pacific Islander – a person having origins in any of the original peoples of the Far East, Southeast Asia, the Indian subcontinent or the Pacific Islands.

Black – a person having origins in any of the black racial groups of Africa

White – a person having origins in any of the original peoples of Europe, North Africa, or Middle East

PRINCETON POLICE DEPARTMENT
MARCH YEAR-TO-DATE 2021-2022 MVA Report

	<u>2021</u>	<u>2022</u>		<u>2021</u>	<u>2022</u>
<u>VEHICLES INVOLVED</u>	199	245	<u>ROAD CONDITIONS</u>		
			Dry:	90	109
<u>INJURIES INVOLVED</u>	18	17	Wet:	12	19
			Snow:	14	4
<u>ACCIDENTS WITH INJURIES</u>	17	14	Ice:	1	8
			Other:	0	1
<u>PROPERTY DAMAGE ACCIDENT</u>	17	16	<u>TOTAL:</u>	117	141
			<u>ACCIDENTS INVOLVING DEER</u>	9	8
			<u>SUMMONS ISSUED</u>	82	108
<u>DAYLIGHT/DARKNESS</u>			<u>ACCIDENTS INVOLVING PEDESTRIANS</u>		
Daylight:	91	104	Injury:	5	2
Darkness:	26	37	Non-Injury:	0	0
Unknown:	0	0	Fatal:	0	0
<u>TOTAL:</u>	117	141	Other:	0	0
<u>NUMBER OF ACCIDENTS BY DAY</u>			<u>ACCIDENTS INVOLVING BICYCLISTS</u>		
Unknown:	0	0	Injury:	0	2
Monday:	11	16	Non-Injury:	0	0
Tuesday:	23	20	Fatal:	0	0
Wednesday:	16	27	Other:	0	0
Thursday:	10	24	<u>ACCIDENTS INVOLVING MOTORCYCLES</u>		
Friday:	20	29	Injury:	0	0
Saturday:	22	16	Non-Injury:	0	0
Sunday:	15	9	Fatal:	0	0
<u>TOTAL:</u>	117	141	Other:	0	0
<u>TIMES OF DAY</u>			<u>FATAL ACCIDENTS</u>	0	0
0001 - 0100:	0	1			
0101 - 0200:	3	0	<u>PRIVATE PROPERTY LOCATIONS</u>	16	17
0201 - 0300:	0	2			
0301 - 0400:	0	0	<u>WEATHER CONDITIONS</u>		
0401 - 0500:	0	0	Other:	38	0
0501 - 0600:	0	0	Snow:	13	10
0601 - 0700:	0	3	Rain:	3	10
0701 - 0800:	4	7	Clear:	63	121
0801 - 0900:	5	7	<u>TOTAL:</u>	117	141
0901 - 1000:	7	7			
1001 - 1100:	7	10			
1101 - 1200:	9	10			
1201 - 1300:	9	8			
1301 - 1400:	11	11			
1401 - 1500:	14	4			
1501 - 1600:	8	21			
1601 - 1700:	11	9			
1701 - 1800:	11	11			
1801 - 1900:	6	7			
1901 - 2000:	6	7			
2001 - 2100:	1	4			
2101 - 2200:	1	3			
2201 - 2300:	1	3			
2301 - 2400:	0	1			
Unknown:	0	0			
<u>TOTAL:</u>	117	141			

USE OF FORCE

2022

	<u>Jan</u>	<u>Feb</u>	<u>Mar</u>	<u>Apr</u>	<u>May</u>	<u>Jun</u>	<u>Jul</u>	<u>Aug</u>	<u>Sep</u>	<u>Oct</u>	<u>Nov</u>	<u>Dec</u>	<u>Total</u>
Total Number of Use of Force Incidents	2	0	0										
Persons against whom force was used	2	0	0										
Involving Officer use of Physical Force	6	0	0										
Involving Officer use of Mechanical Force	0	0	0										
Involving Officer use of Deadly Force	0	0	0										

January	22-00701 (1), 22-02201 (5)
February	-
March	-
April	
May	
June	
July	
August	
September	
October	
November	
December	

(These totals do not reflect the NJSP UCR criteria, totals are Princeton Police policy totals only.)