


**PRINCETON POLICE  
DEPARTMENT  
CHIEF'S MONTHLY REPORT**



**DECEMBER  
2020**

## **TABLE OF CONTENTS**

JUVENILE BUREAU	1
SAFE NEIGHBORHOOD BUREAU	2
DETECTIVE BUREAU	3
ARRESTS	4
POLICE SERVICE CALLS	5
OFFENSES	6
NON-CRIMINAL INCIDENTS	7
SUMMONSES	8
PARKING VIOLATIONS	9
ORDINANCE VIOLATIONS	10
PATROL OVERTIME	11
DETECTIVE OVERTIME	12
GENDER/ETHNICITY REPORT	13
SUMMONS VS. WARNING BY RACE	14
MOTOR VEHICLE ACCIDENT STATISTICS	15
USE OF FORCE	16



## **Princeton Police Department**

**1 Valley Road, Princeton, NJ 08540**

**Phone: (609)921-2100 / Fax: (609)924-8197**

### **Juvenile Report December 2020**

#### **Juvenile Petitioned to Family Court-0**

##### **Station House Adjustment**

Two fourteen year old girls were afforded a Station House Adjustment after they were found to have shoplifted from several stores in town.

#### **Megan's Law Registrations-0**

## **Safe Neighborhood Bureau Monthly Report** **December 2020**

December 2020: During the month of December, members of the Safe Neighborhood Unit were able to participate in several community policing initiatives despite two of the three members returning to the Patrol Bureau. The SNB participated in the Woman Space Community of Lights event, the “Santa Squads” initiative in which officers gave out gifts to many deserving families, attended community meetings, and helped at local schools.

### **Activities:**

- ❖ December 2: SNB participated in the monthly PADA meeting (Princeton Alcohol and Drug Alliance) via video conference
- ❖ December 7: SNB put luminaries around the municipal building in support of Woman Space’s “Community of Lights” event
- ❖ December 14: SNB enrolled an elderly resident in the “Blue Angel Program”
- ❖ December 14: SNB attended a Shelter-in-place drill at a local school
- ❖ December 16: SNB attended the Diversity Council Meeting
- ❖ December 16: SNB attended the Domestic Violence Liaison county-wide meeting
- ❖ December 18: SNB attended a Shelter-in-place drill at a local school
- ❖ Throughout the month, SNB members, along with Patrol, dropped gifts off to families registered with Princeton Human Services

### **Other activities of note:**

SNB officers handled eight school crossings, performed ten vacant house checks, and conducted ten community-policing activities. SNB officers also conducted traffic details, assisted PPD patrols as backup on calls for service, and were the primary officers on forty-two calls for service. SNB also installed car seats for community members and completed a number of administrative assignments. The SNB continues to manage all of our department’s social media platforms, which had a high number of engagement in December.

**Princeton Police Department**  
**Detective Bureau**  
**Monthly Report – December 2020**

Cases Assigned This Month	Open Investigations	Cases Closed This Month
60	94	16

***Dispositions***

Stationhouse Adjustment	Juvenile Petition	Warrant/Court	TOT Other Agency
0	0	0	0
Jurisdictional Limitations	Arrest/Court	Summons/Court	Exceptionally Cleared/Closed
0	0	0	1
Unfounded	Administratively Closed	Open/Inactive	Closed
1	5	2	7

***Arrests***

Adults	Juveniles
0	0

***Background Investigations***

Solicitor	Firearms	PFARS	Womanspace	Megan's Law Registrations
1	24	5	0	0

***Notable Cases/Events***

**Case: 20-28307**

Mayor Lempert was the victim of a swatting on 12/8/2020. The investigation identified a possible suspect in Michigan. This case is being forwarded to the FBI for further follow up.

**Comparison**

December 2020: 60 cases assigned

December 2019: 42 cases assigned

YTD 2020: 670 cases assigned

YTD 2019: 555 cases assigned

**20.7 %**

Increase in case assignments compared to 2019; YTD

## **TOTAL ARRESTS**

<b><u>2020</u></b>	<b><u>Jan</u></b>	<b><u>Feb</u></b>	<b><u>Mar</u></b>	<b><u>Apr</u></b>	<b><u>May</u></b>	<b><u>Jun</u></b>	<b><u>Jul</u></b>	<b><u>Aug</u></b>	<b><u>Sep</u></b>	<b><u>Oct</u></b>	<b><u>Nov</u></b>	<b><u>Dec</u></b>	<b><u>YTD 2020</u></b>
<b>Arrests</b>	49	38	11	7	6	8	13	7	1	8	10	1	<b>159</b>

<b><u>2019</u></b>	<b><u>Jan</u></b>	<b><u>Feb</u></b>	<b><u>Mar</u></b>	<b><u>Apr</u></b>	<b><u>May</u></b>	<b><u>Jun</u></b>	<b><u>Jul</u></b>	<b><u>Aug</u></b>	<b><u>Sep</u></b>	<b><u>Oct</u></b>	<b><u>Nov</u></b>	<b><u>Dec</u></b>	<b><u>YTD 2019</u></b>
<b>Arrests</b>	33	20	35	33	25	26	32	30	33	30	27	30	<b>354</b>

## **SERVICE CALLS**

<u><b>Service Calls</b></u>	<u><b>Jan</b></u>	<u><b>Feb</b></u>	<u><b>Mar</b></u>	<u><b>Apr</b></u>	<u><b>May</b></u>	<u><b>Jun</b></u>	<u><b>Jul</b></u>	<u><b>Aug</b></u>	<u><b>Sep</b></u>	<u><b>Oct</b></u>	<u><b>Nov</b></u>	<u><b>Dec</b></u>	<u><b>YTD</b></u>
<b>2020</b>	<b>4,163</b>	<b>4,388</b>	<b>2,627</b>	<b>1,753</b>	<b>1,773</b>	<b>2,063</b>	<b>2,229</b>	<b>2,358</b>	<b>2,059</b>	<b>2,502</b>	<b>1,971</b>	<b>1,870</b>	<b>29,756</b>
<b>2019</b>	<b>3,162</b>	<b>3,361</b>	<b>3,398</b>	<b>3,210</b>	<b>3,959</b>	<b>4,233</b>	<b>3,727</b>	<b>3,811</b>	<b>3,961</b>	<b>3,702</b>	<b>3,862</b>	<b>3,491</b>	<b>43,881</b>

## **DECEMBER OFFENSES**

<b><u>OFFENSE TYPE</u></b>	<b><u>DECEMBER 2019</u></b>	<b><u>DECEMBER 2020</u></b>	<b><u>YTD 2020</u></b>
Assault/Aggravated	0	0	5
Assault/Simple	3	2	22
Burglary	0	5	19
Criminal Mischief	4	3	64
CDS Possession – Marijuana	6	0	38
CDS Possession – Heroin	0	0	0
DUI	11	1	23
Robbery	0	0	3
Sexual Assault	3	0	5
Theft	18	8	155
Warrant Arrest	7	0	27
<b>TOTAL</b>	<b>52</b>	<b>19</b>	<b>361</b>



## **DECEMBER NON-CRIMINAL INCIDENTS**

<b>NON-CRIMINAL INCIDENTS</b>	<b>DECEMBER 2019</b>	<b>DECEMBER 2020</b>	<b>YTD 2020</b>
Alarms Auto	1	0	2
Alarms Burglar	1	2	12
Alarms Commercial Burglar	31	17	277
Alarms Commercial Fire	22	17	224
Alarms Fire	3	3	33
Alarms Medical	8	10	131
Alarms Other	5	4	45
Alarms Panic	3	7	52
Alarms Residential Burglar	57	34	391
Alarms Residential Fire	8	14	190
Animal Complaints	22	26	390
Emotionally Disturbed Person	6	12	102
Fire (Other) Odor of Smoke	4	6	107
Fire Commercial	1	0	5
Fire Dwelling	1	0	14
Fire False	0	0	0
Fire Vehicle	0	1	5
Firearms Background	3	22	215
Foot Patrol	58	39	875
Medical Call	210	127	1603
Missing Person	2	2	40
Motor Vehicle Stop	757	11	3214
MVA Involving Injury	15	6	75
MVA No Injury	66	37	405
MVA No Report	8	1	30
MVA With Bicycle	3	0	8
MVA With Deer	4	5	33
MVA With Pedestrian	1	0	8
Noise Complaint	9	16	244
School Crossing	98	82	720
School Detail	32	0	151
Urinating in Public	2	0	5
<b>Non-Criminal – TOTAL</b>	<b>1435</b>	<b>501</b>	<b>9,606</b>

## **DECEMBER SUMMONSES**

<b><u>SUMMONS TYPE</u></b>	<b><u>DECEMBER 2019</u></b>	<b><u>DECEMBER 2020</u></b>	<b><u>YTD 2020</u></b>
<b>All Other (ordinances/moving)</b>	<b>209</b>	<b>49</b>	<b>734</b>
<b>Careless Driving</b>	<b>42</b>	<b>20</b>	<b>222</b>
<b>Cell Phone</b>	<b>5</b>	<b>0</b>	<b>20</b>
<b>Driving While Intoxicated</b>	<b>11</b>	<b>1</b>	<b>23</b>
<b>Driving While Suspended</b>	<b>30</b>	<b>3</b>	<b>127</b>
<b>Failure to Exhibit Documents</b>	<b>18</b>	<b>0</b>	<b>37</b>
<b>Failure to Inspect</b>	<b>20</b>	<b>0</b>	<b>78</b>
<b>Failure to Wear Seatbelt</b>	<b>5</b>	<b>2</b>	<b>24</b>
<b>Failure to Yield to Pedestrian in Crosswalk</b>	<b>5</b>	<b>0</b>	<b>34</b>
<b>Maintenance of Lamps</b>	<b>19</b>	<b>0</b>	<b>57</b>
<b>Speeding</b>	<b>106</b>	<b>2</b>	<b>606</b>
<b>Uninsured Motorist</b>	<b>3</b>	<b>0</b>	<b>26</b>
<b>Unlicensed Driver</b>	<b>13</b>	<b>2</b>	<b>61</b>
<b>Unregistered Vehicle</b>	<b>55</b>	<b>2</b>	<b>225</b>
<b>Total Summonses</b>	<b>541</b>	<b>79</b>	<b>2274</b>

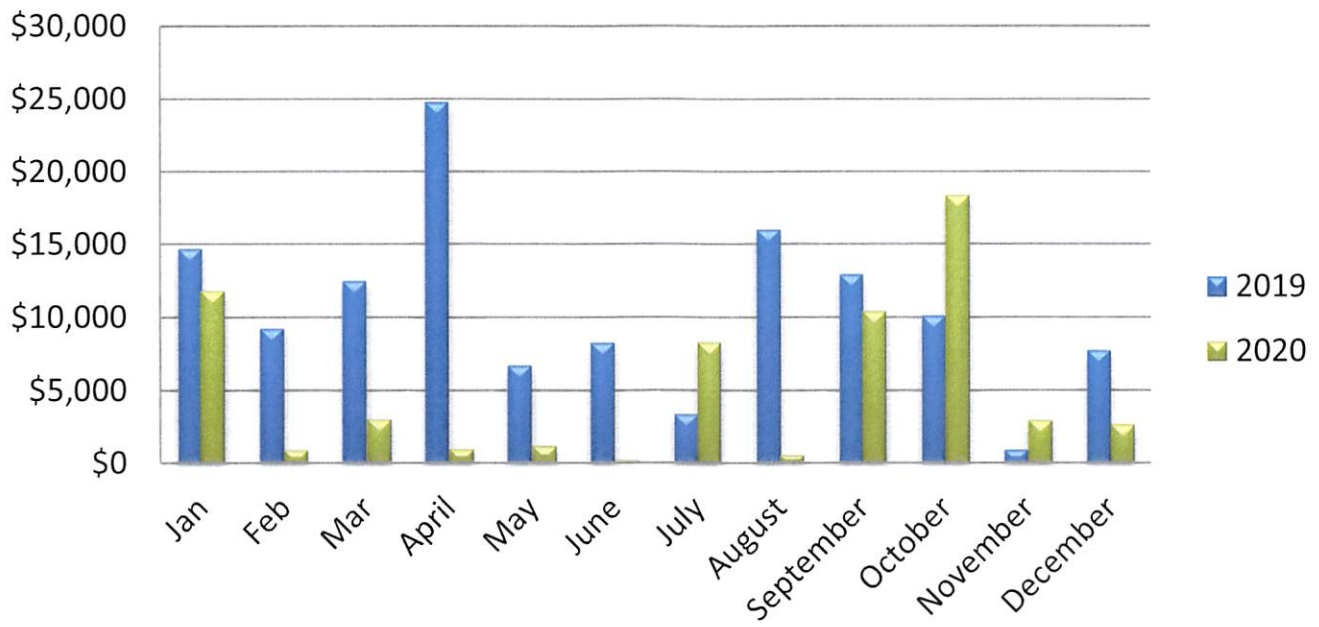
## **DECEMBER PARKING VIOLATIONS**

<b><u>PARKING ORDINANCE</u></b>	<b><u>DECEMBER 2019</u></b>	<b><u>DECEMBER 2020</u></b>	<b><u>YTD 2020</u></b>
Bus Zone	2	0	2
Loading Zone	96	43	422
Parking Within Designated Parking Stalls	8	7	85
No Parking Zones/Anytime	41	12	181
Park Between 2AM & 6AM 1hr Limit	146	0	373
Parking Limit 2 hrs Between 8AM & 6PM	27	0	305
Park Between 2AM & 6AM in Municipal Yard	0	0	3
Meters	1303	641	8,986
Meter Feeding	0	0	0
Parking in Handicap Space	0	0	10
All Others	54	5	209
<b>Total - Parking Violations</b>	<b>1677</b>	<b>708</b>	<b>10,576</b>

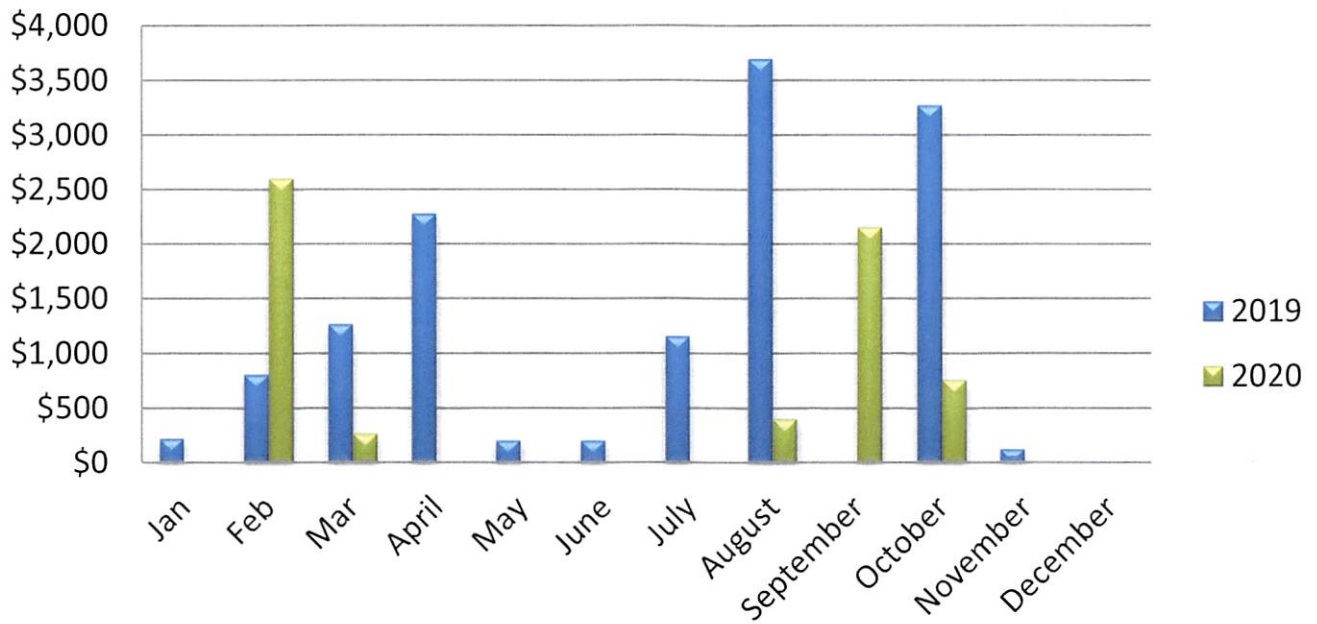
## **DECEMBER ORDINANCE VIOLATIONS**

<b><u>ORDINANCE VIOLATION</u></b>	<b><u>DECEMBER 2019</u></b>	<b><u>DECEMBER 2020</u></b>	<b><u>YTD 2020</u></b>
Bicycles/Skateboards Prohibited	0	0	0
Consumption Alcohol in Park	0	0	0
Construction After Hours	0	0	1
Disorderly Conduct	0	0	0
Disregard Road Closure	4	0	0
Dog Without a Leash	0	0	0
False Alarm – 2 <sup>nd</sup> Offense	16	11	29
False Alarm – 3 <sup>rd</sup> Offense	8	2	3
False Alarm – 4 <sup>th</sup> Offense	7	0	0
False Alarm – 5 <sup>th</sup> Offense	1	0	1
False Alarm – 7 <sup>th</sup> Offense	0	0	0
False Alarm – 8 <sup>th</sup> Offense	0	0	0
Failure to Register Alarm	0	3	7
Failure to Remove Snow	0	0	0
Idling Vehicle	0	0	1
In Park After Hours	0	0	0
Left Turn Prohibited	10	1	10
Littering	1	0	8
Noise Complaint	0	0	1
No U-turn	0	0	2
Open Container	2	0	8
Other	0	0	1
Overweight Vehicle	11	0	52
Urinating in Public	2	0	5
<b>TOTAL</b>	<b>62</b>	<b>16</b>	<b>129</b>

## Patrol Overtime



## Detective Overtime





# Princeton Police Department

1 Valley Road, Princeton, NJ 08540

Phone: 609-921-2100 Fax: 609-924-8197 Mun. Code: 1110

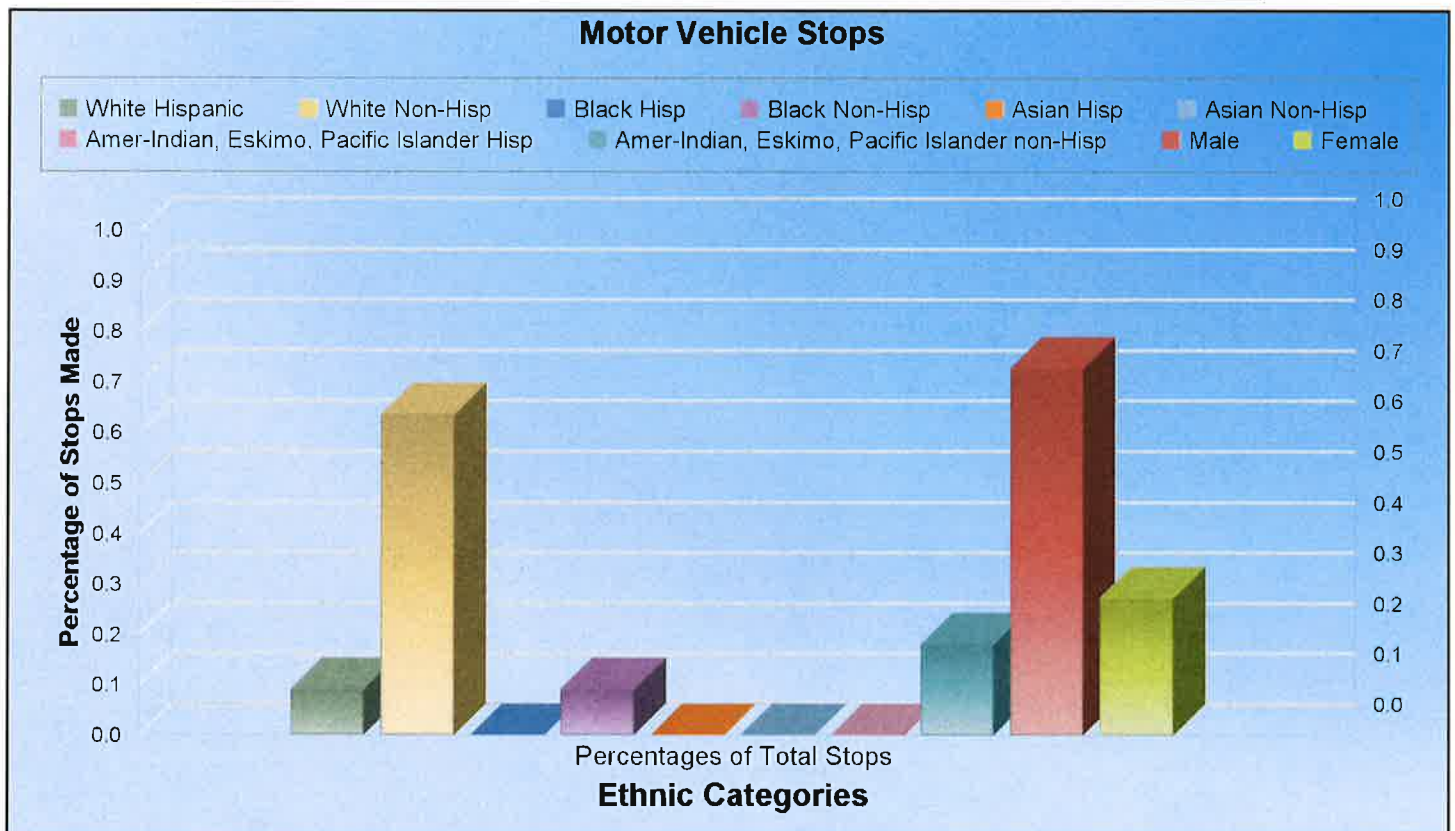
## Gender & Ethnicity Report MV Stops for December 2020

Officer - Total MV Stops: 11

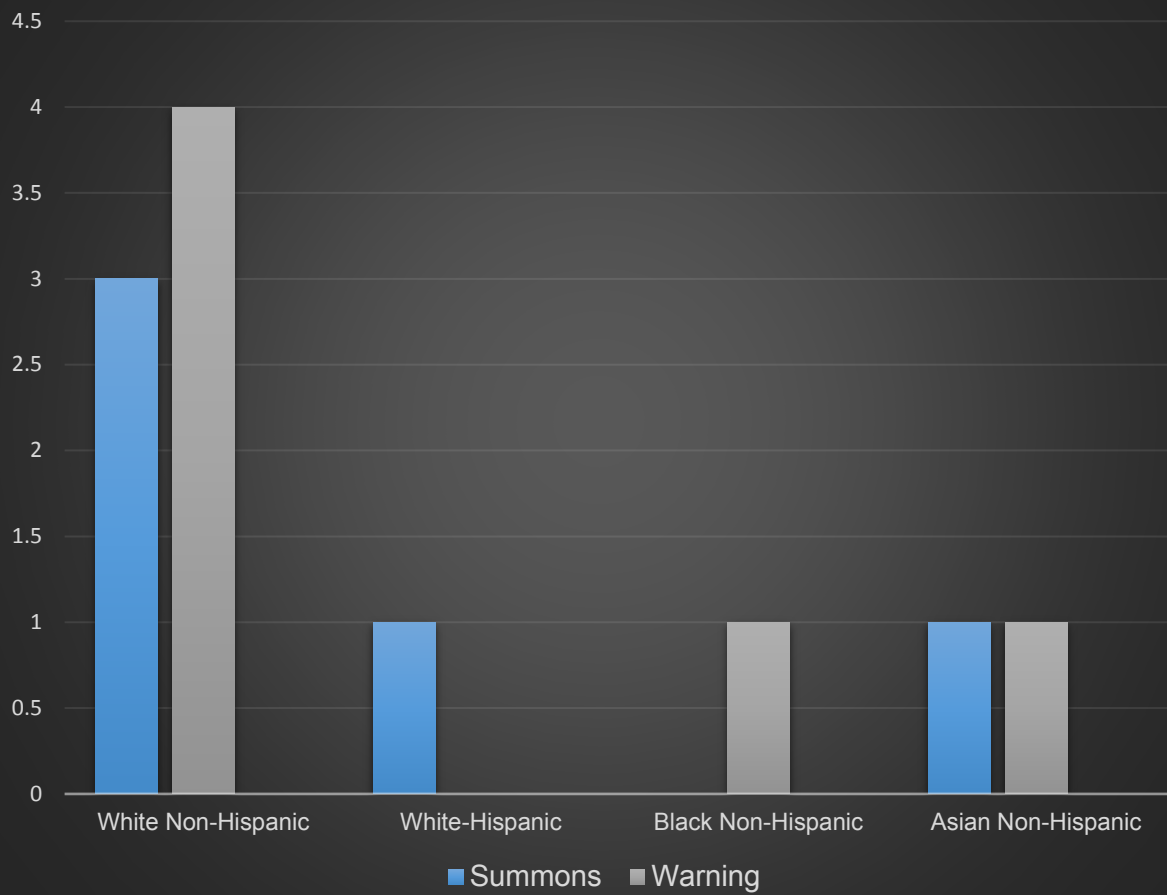


Gender / Ethnic breakdown shown in percentages of overall number of MV Stops

Race Code	Total #	Percentage
White Hisp.	1	9.09%
White Non Hisp.	7	63.64%
Black Hisp.	0	0.00%
Black Non-Hisp.	1	9.09%
Native Amer/Eskimo Hisp	0	0.00%
Native Amer/Eskimo Non-Hisp	0	0.00%
Asian Hisp.	0	0.00%
Asian Non-Hisp	2	18.18%
Male	8	72.73%
Female	3	27.27%



### December - Summons vs. Warning by Race





**PRINCETON POLICE DEPARTMENT  
YEAR-TO-DATE 2020 MVA Report**

<b><u>VEHICLES INVOLVED</u></b>	<b>861</b>
<b><u>INJURIES INVOLVED</u></b>	<b>90</b>
<b><u>ACCIDENTS WITH INJURIES</u></b>	<b>76</b>
<b><u>PROPERTY DAMAGE ACCIDENT</u></b>	<b>59</b>

<b><u>ROAD CONDITIONS</u></b>	
Dry:	387
Wet:	82
Snow:	10
Ice:	1
Other:	0
<b><u>TOTAL:</u></b>	<b>480</b>

<b><u>DAYLIGHT/DARKNESS</u></b>	
Daylight:	379
Darkness:	101
Unknown:	0
<b><u>TOTAL:</u></b>	<b>480</b>

<b><u>ACCIDENTS INVOLVING DEER</u></b>	<b>33</b>
--	-----------

<b><u>NUMBER OF ACCIDENTS BY DAY</u></b>	
Unknown:	0
Monday:	71
Tuesday:	73
Wednesday:	76
Thursday:	63
Friday:	87
Saturday:	65
Sunday:	45
<b><u>TOTAL:</u></b>	<b>480</b>

<b><u>SUMMONS ISSUED</u></b>	<b>399</b>
------------------------------	------------

<b><u>ACCIDENTS INVOLVING PEDESTRIANS</u></b>	
Injury:	8
Non-Injury:	0
Fatal:	0
Other:	0

<b><u>ACCIDENTS INVOLVING BICYCLISTS</u></b>	
Injury:	8
Non-Injury:	0
Fatal:	0
Other:	0

<b><u>TIMES OF DAY</u></b>	
0001 - 0100:	2
0101 - 0200:	2
0201 - 0300:	3
0301 - 0400:	1
0401 - 0500:	0
0501 - 0600:	3
0601 - 0700:	10
0701 - 0800:	20
1201 - 1300:	47
1301 - 1400:	41
1401 - 1700:	39
1701 - 1600:	50
1601 - 1700:	20
1701 - 1800:	35
1801 - 1900:	22
1901 - 2000:	19
2001 - 2100:	10
2101 - 2200:	12
2201 - 2300:	7
2301 - 2400:	3
Unknown:	31
<b><u>TOTAL:</u></b>	<b>480</b>

<b><u>ACCIDENTS INVOLVING MOTORCYCLES</u></b>	
Injury:	0
Non-Injury:	0
Fatal:	0
Other:	0

<b><u>FATAL ACCIDENTS</u></b>	<b>0</b>
-------------------------------	----------

<b><u>WEATHER CONDITIONS</u></b>	
Overcast:	2
Snow:	14
Rain:	92
Clear:	415
<b><u>TOTAL:</u></b>	<b>480</b>

## **USE OF FORCE** **2020**

	<u>Jan</u>	<u>Feb</u>	<u>Mar</u>	<u>Apr</u>	<u>May</u>	<u>Jun</u>	<u>Jul</u>	<u>Aug</u>	<u>Sep</u>	<u>Oct</u>	<u>Nov</u>	<u>Dec</u>	<u>Total</u>
<b>Total Number of Use of Force Incidents</b>	2	0	0	2	1	0	0	1	0	0	1	0	7
<b>Persons against whom force was used</b>	2	0	0	2	1	0	0	1	0	0	1	0	7
<b>Involving Officer use of Physical Force</b>	5	0	0	1	1	0	0	1	0	0	2	0	10
<b>Involving Officer use of Mechanical Force</b>	0	0	0	1	0	0	0	0	0	0	0	0	1
<b>Involving Officer use of Deadly Force</b>	0	0	0	0	0	0	0	0	0	0	0	0	0

<b>January</b>	<b>20-01449 / 20-03360</b>
<b>February</b>	-
<b>March</b>	-
<b>April</b>	<b>20-12307 / 20-12437</b>
<b>May</b>	<b>20-13009</b>
<b>June</b>	-
<b>July</b>	-
<b>August</b>	<b>20-19942</b>
<b>September</b>	-
<b>October</b>	-
<b>November</b>	<b>20-27275</b>
<b>December</b>	-

(These totals do not reflect the NJSP UCR criteria, totals are Princeton Police policy totals only.)