


**PRINCETON POLICE
DEPARTMENT
CHIEF'S MONTHLY REPORT**



**OCTOBER
2020**

TABLE OF CONTENTS

JUVENILE BUREAU	1
SAFE NEIGHBORHOOD BUREAU	2
ARRESTS	4
POLICE SERVICE CALLS	5
OFFENSES	6
NON-CRIMINAL INCIDENTS	7
SUMMONSES	8
PARKING VIOLATIONS	9
ORDINANCE VIOLATIONS	10
PATROL OVERTIME	11
DETECTIVE OVERTIME	12
GENDER/ETHNICITY REPORT	13
SUMMONS VS. WARNING BY RACE	14
MOTOR VEHICLE ACCIDENT STATISTICS	15
USE OF FORCE	16



Princeton Police Department

1 Valley Road, Princeton, NJ 08540

Phone: (609)921-2100 / Fax: (609)924-8197

Juvenile Report October 2020

Juvenile Petitioned to Family Court

Subsequent to a call for a Shoplifting it was found that a 17 year old girl also shoplifted from Urban Outfitters and CVS Pharmacy. She was charged with Shoplifting (3 counts) from three different stores.

A seventeen year old girl was charged with Shoplifting after it was found she shoplifted.

Station House Adjustment

Three 16 year old boys and a fifteen year old girl were afforded Station House Adjustment after they were found to have trespassed and spray painted on playground equipment.

A thirteen year old girl was afforded a Station House adjustment for Shoplifting

Megan's Law Registration-0

Safe Neighborhood Bureau Monthly Report

October 2020

October 2020: During the month of October, the Safe Neighborhood Unit was able to reconnect both virtually and in-person with members of the school community throughout Princeton. We provided safety measures and presence for the return of in-person schooling at the Princeton Public Schools. We also conducted a Safety Assessment for the YWCA. The SNB resumed virtual presentations, Q&A sessions, and socially distanced meetings with various organizations. The SNB participated in video-conferencing events with the Princeton Public Library, Corner House, and Mercer County College. We began our Winter Coat Drive and have already received generous amounts of clothing and coats. In lieu of a “Trunk or Treat” event this year, the SNB put together dozens of Halloween goody bags with many treats and Princeton PD swag for “Arm in Arm”, a non-profit organization that provides food to Mercer County residents free of charges.

Activities:

- ❖ October 1: SNB led the monthly PADA meeting (Princeton Alcohol and Drug Alliance) via Zoom
- ❖ October 1: SNB attended the “Building and Sustaining Racially Progressive Schools” forum via Zoom
- ❖ October 9: SNB met with Princeton First Aid and Rescue Squad and the Princeton Fire Department for a socially distant photo op displaying our Breast Cancer Awareness Month T-shirts
- ❖ October 9: SNB participated in the Special Olympics Torch Run
- ❖ October 12: SNB Conducted a Safety Assessment for the Early Childhood Center at the YWCA
- ❖ October 12: SNB conducted an initial set up for a prospective Operation Blue Angel resident
- ❖ October 13: SNB attended “Anti-Police” training via Zoom
- ❖ October 13: SNB attended the quarterly county-wide Domestic Violence Liaison Meeting via Zoom
- ❖ October 15: SNB attended the PBA State Delegate’s Meeting via Zoom
- ❖ October 22: SNB participated in semi-annual Firearms training and qualifications
- ❖ October 26-28: SNB attended “Mobile Field Force” training conducted by the NJ State Police
- ❖ October 27: SNB participated in the “Teen Talk” video conference for the Corner House Student Leadership
- ❖ October 28: SNB donated hundreds of Halloween treats to “Arm in Arm”
- ❖ October 29: SNB presented at the Mercer County College Career Fair via Zoom

Other activities of note:

SNB officers handled 39 school crossings, performed 25 vacant house checks, and conducted 10 community-policing activities. SNB officers also conducted four school details, assisted PPD patrols as backup on eight calls for service, and were the primary officers on six calls for service. SNB also installed four car seats for community members and completed a number of administrative assignments. In October, the SNB was trained to conduct background investigations for Firearms Applicants after this department received a surge in applications. The SNB continues to manage all of our social media platforms which continue to show rising reach, followers, and positive engagements.

TOTAL ARRESTS

<u>2020</u>	<u>Jan</u>	<u>Feb</u>	<u>Mar</u>	<u>Apr</u>	<u>May</u>	<u>Jun</u>	<u>Jul</u>	<u>Aug</u>	<u>Sep</u>	<u>Oct</u>	<u>Nov</u>	<u>Dec</u>	<u>YTD 2020</u>
Arrests	49	38	11	7	6	8	13	7	1	8			148

<u>2019</u>	<u>Jan</u>	<u>Feb</u>	<u>Mar</u>	<u>Apr</u>	<u>May</u>	<u>Jun</u>	<u>Jul</u>	<u>Aug</u>	<u>Sep</u>	<u>Oct</u>	<u>Nov</u>	<u>Dec</u>	<u>YTD 2019</u>
Arrests	33	20	35	33	25	26	32	30	33	30	27	30	354

SERVICE CALLS

<u>Service Calls</u>	<u>Jan</u>	<u>Feb</u>	<u>Mar</u>	<u>Apr</u>	<u>May</u>	<u>Jun</u>	<u>Jul</u>	<u>Aug</u>	<u>Sep</u>	<u>Oct</u>	<u>Nov</u>	<u>Dec</u>	<u>YTD</u>
2020	4,163	4,388	2,627	1,753	1,773	2,063	2,229	2,358	2,059	2,502			25,915
2019	3,162	3,361	3,398	3,210	3,959	4,233	3,727	3,811	3,961	3,702	3,862	3,491	43,881

OCTOBER OFFENSES

<u>OFFENSE TYPE</u>	<u>OCTOBER 2019</u>	<u>OCTOBER 2020</u>	<u>YTD 2020</u>
Assault/Aggravated	1	0	4
Assault/Simple	6	1	18
Burglary	3	3	14
Criminal Mischief	3	6	57
CDS Possession – Marijuana	1	0	38
CDS Possession – Heroin	0	0	0
DUI	4	4	19
Robbery	0	0	3
Sexual Assault	5	1	5
Theft	27	20	132
Warrant Arrest	13	0	25
TOTAL	53	35	315

OCTOBER NON-CRIMINAL INCIDENTS

1

NON-CRIMINAL INCIDENTS	OCTOBER 2019	OCTOBER 2020	YTD 2020
Alarms Auto	1	1	2
Alarms Burglar	1	2	10
Alarms Commercial Burglar	35	16	225
Alarms Commercial Fire	22	20	194
Alarms Fire	2	3	29
Alarms Medical	10	7	111
Alarms Other	7	6	39
Alarms Panic	5	6	40
Alarms Residential Burglar	53	26	335
Alarms Residential Fire	19	17	161
Animal Complaints	50	55	333
Emotionally Disturbed Person	5	6	83
Fire (Other) Odor of Smoke	7	8	91
Fire Commercial	0	0	5
Fire Dwelling	0	2	13
Fire False	0	0	0
Fire Vehicle	0	1	3
Firearms Background	10	39	190
Foot Patrol	63	85	795
Medical Call	200	123	1373
Missing Person	6	1	36
Motor Vehicle Stop	624	72	3392
MVA Involving Injury	17	10	62
MVA No Injury	60	43	331
MVA No Report	8	3	25
MVA With Bicycle	1	1	6
MVA With Deer	5	4	24
MVA With Pedestrian	0	1	8
Noise Complaint	27	15	200
School Crossing	157	167	513
School Detail	45	28	150
Urinating in Public	4	0	5
Non-Criminal – TOTAL	1444	768	8,785

OCTOBER SUMMONSES

<u>SUMMONS TYPE</u>	<u>OCTOBER 2019</u>	<u>OCTOBER 2020</u>	<u>YTD 2020</u>
All Other (ordinances/moving)	184	43	661
Careless Driving	36	24	181
Cell Phone	10	0	20
Driving While Intoxicated	4	4	19
Driving While Suspended	31	5	121
Failure to Exhibit Documents	9	2	35
Failure to Inspect	12	0	78
Failure to Wear Seatbelt	5	0	21
Failure to Yield to Pedestrian in Crosswalk	13	1	35
Maintenance of Lamps	8	0	57
Speeding	128	6	604
Uninsured Motorist	8	0	21
Unlicensed Driver	12	4	57
Unregistered Vehicle	37	3	222
Total Summonses	497	92	2132

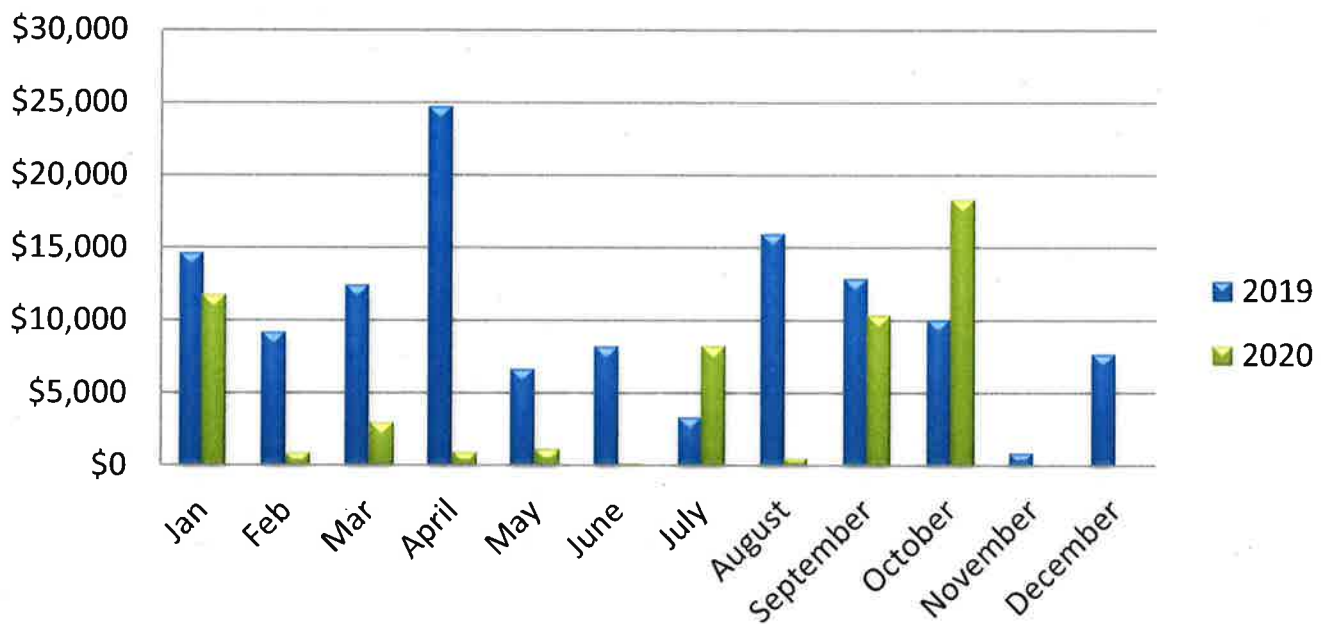
OCTOBER PARKING VIOLATIONS

<u>PARKING ORDINANCE</u>	<u>OCTOBER 2019</u>	<u>OCTOBER 2020</u>	<u>YTD 2020</u>
Bus Zone	1	1	2
Loading Zone	20	39	343
Parking Within Designated Parking Stalls	17	16	76
No Parking Zones/Anytime	69	15	163
Park Between 2AM & 6AM 1hr Limit	135	0	373
Parking Limit 2 hrs Between 8AM & 6PM	79	66	280
Park Between 2AM & 6AM in Municipal Yard	0	0	3
Meters	1882	1014	7,756
Meter Feeding	0	0	0
Parking in Handicap Space	2	1	9
All Others	71	14	189
Total - Parking Violations	2,276	1166	9,194

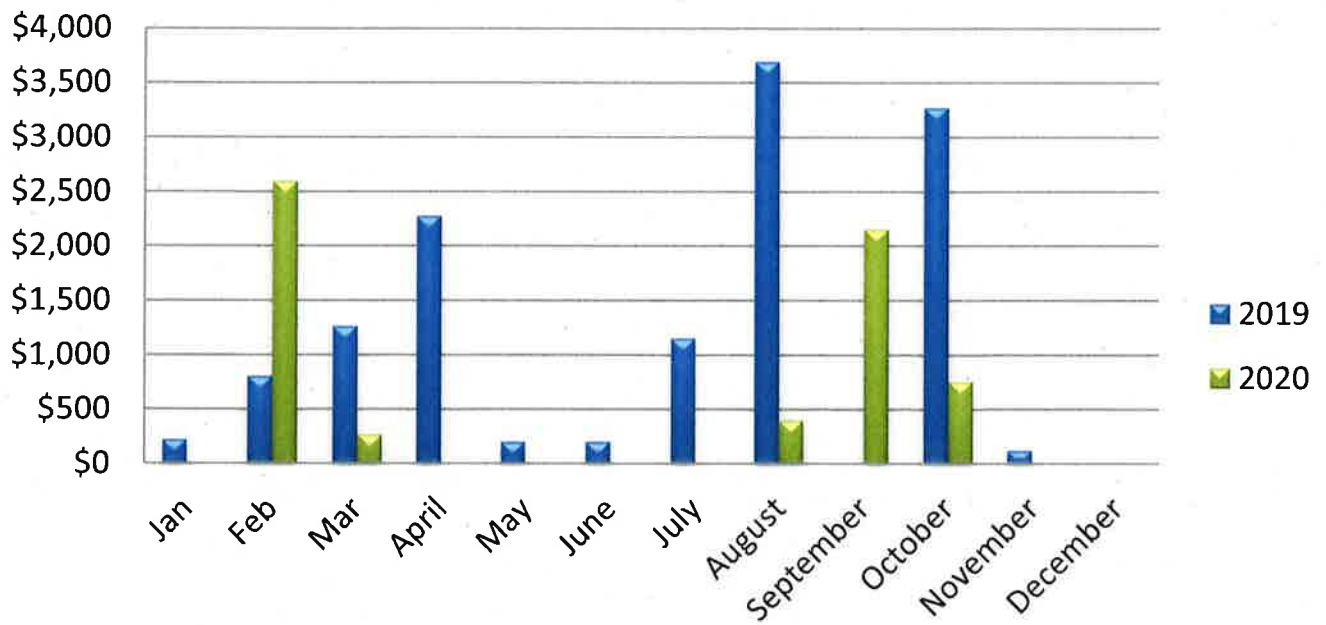
OCTOBER ORDINANCE VIOLATIONS

<u>ORDINANCE VIOLATION</u>	<u>OCTOBER 2019</u>	<u>OCTOBER 2020</u>	<u>YTD 2020</u>
Bicycles/Skateboards Prohibited	0	0	0
Consumption Alcohol in Park	0	0	0
Construction After Hours	0	0	1
Disorderly Conduct	0	0	0
Disregard Road Closure	0	0	0
Dog Without a Leash	0	0	0
False Alarm – 2 nd Offense	13	4	18
False Alarm – 3 rd Offense	5	0	1
False Alarm – 4 th Offense	3	0	0
False Alarm – 5 th Offense	0	0	1
False Alarm – 7 th Offense	0	0	0
False Alarm – 8 th Offense	0	0	0
Failure to Register Alarm	0	0	2
Failure to Remove Snow	0	0	0
Idling Vehicle	0	0	1
In Park After Hours	2	0	0
Left Turn Prohibited	3	1	9
Littering	3	0	8
Noise Complaint	0	0	1
No U-turn	0	0	2
Open Container	22	0	8
Other	1	0	1
Overweight Vehicle	9	2	52
Urinating in Public	4	0	5
TOTAL	67	7	110

Patrol Overtime



Detective Overtime





Princeton Police Department

1 Valley Road, Princeton, NJ 08540

Phone: 609-921-2100 Fax: 609-924-8197 Mun. Code: 1110



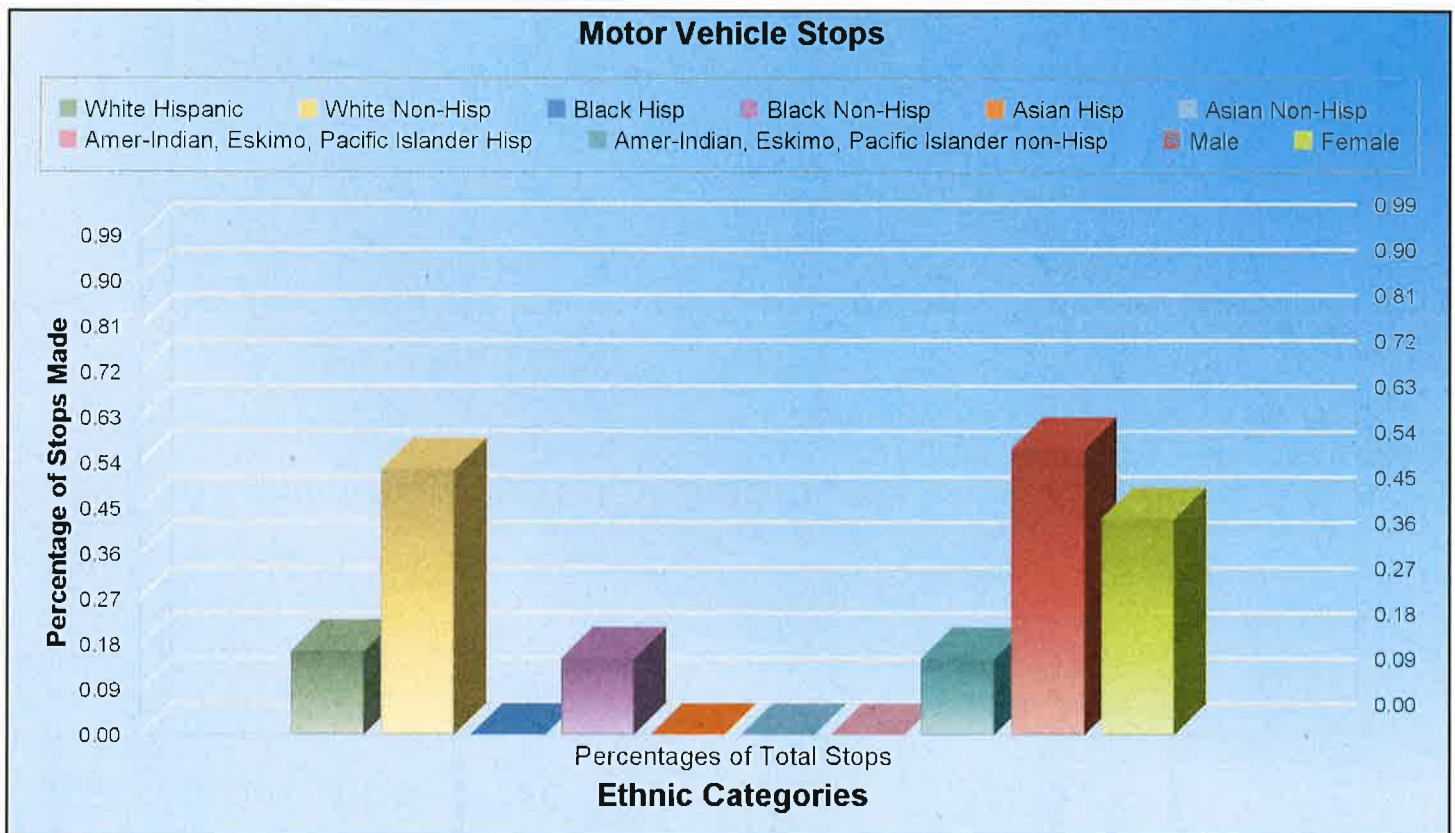
Gender & Ethnicity Report

MV Stops for October

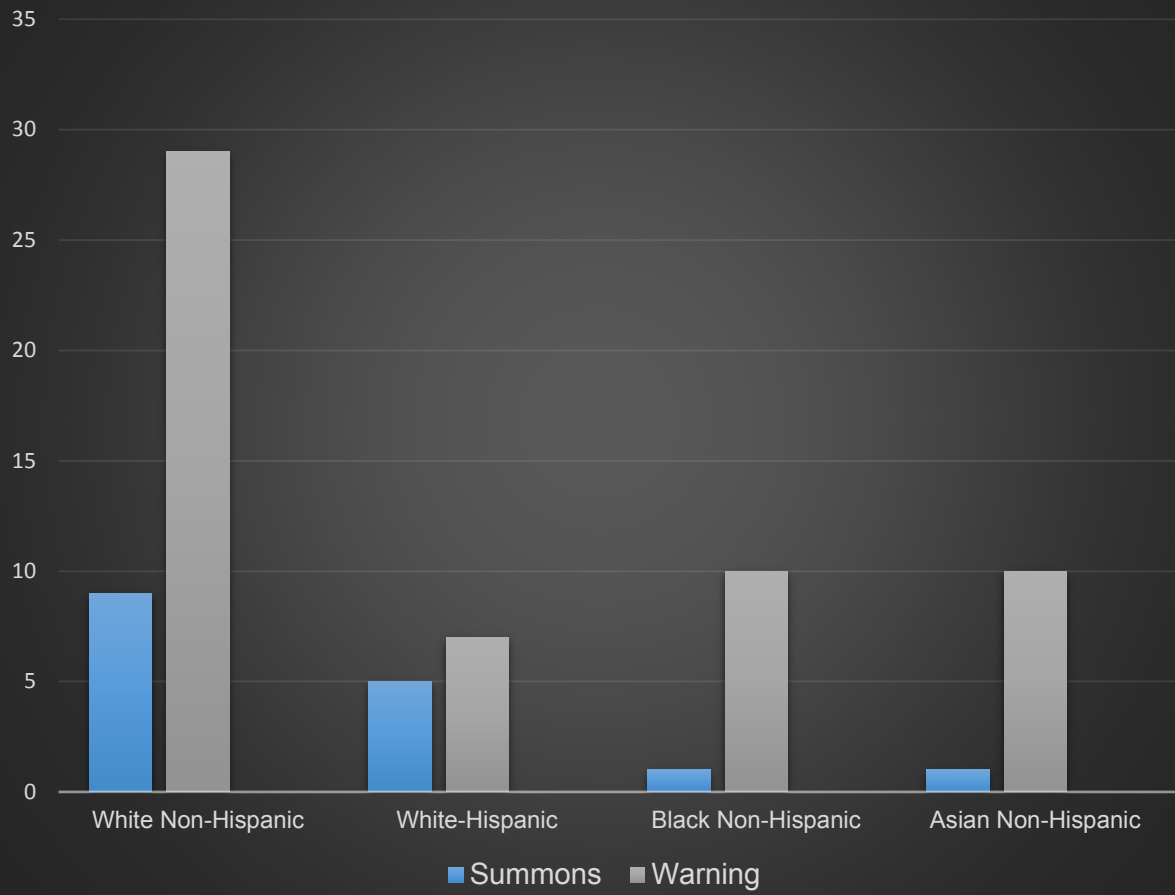
Officer - Total MV Stops: 72

Gender / Ethnic breakdown shown in percentages of overall number of MV Stops

Race Code	Total #	Percentage
White Hisp.	12	16.67%
White Non Hisp.	38	52.78%
Black Hisp.	0	0.00%
Black Non-Hisp.	11	15.28%
Native Amer/Eskimo Hisp	0	0.00%
Native Amer/Eskimo Non-Hisp	0	0.00%
Asian Hisp.	0	0.00%
Asian Non-Hisp	11	15.28%
Male	41	56.94%
Female	31	43.06%



October - Summons vs. Warning by Race



PRINCETON POLICE DEPARTMENT
YEAR-TO-DATE 2020 MVA Report

<u>VEHICLES INVOLVED</u>	714
<u>INJURIES INVOLVED</u>	76
<u>ACCIDENTS WITH INJURIES</u>	63
<u>PROPERTY DAMAGE ACCIDENT</u>	49

<u>ROAD CONDITIONS</u>	
Dry:	320
Wet:	68
Snow:	4
Ice:	1
Other:	0
<u>TOTAL:</u>	393

<u>DAYLIGHT/DARKNESS</u>	
Daylight:	320
Darkness:	73
Unknown:	0
<u>TOTAL:</u>	393

<u>ACCIDENTS INVOLVING DEER</u>	24
--	-----------

<u>NUMBER OF ACCIDENTS BY DAY</u>	
Unknown:	0
Monday:	61
Tuesday:	61
Wednesday:	63
Thursday:	53
Friday:	71
Saturday:	53
Sunday:	31
<u>TOTAL:</u>	393

<u>SUMMONS ISSUED</u>	316
------------------------------	------------

<u>ACCIDENTS INVOLVING PEDESTRIANS</u>	
Injury:	8
Non-Injury:	0
Fatal:	0
Other:	0

<u>ACCIDENTS INVOLVING BICYCLISTS</u>	
Injury:	6
Non-Injury:	0
Fatal:	0
Other:	0

<u>TIMES OF DAY</u>	
0001 - 0100:	2
0101 - 0200:	0
0201 - 0300:	3
0301 - 0400:	1
0401 - 0500:	0
0501 - 0600:	3
0601 - 0700:	7
0701 - 0800:	14
1201 - 1300:	40
1301 - 1400:	39
1401 - 1700:	31
1701 - 1600:	43
1601 - 1700:	14
1701 - 1800:	28
1801 - 1900:	16
1901 - 2000:	17
2001 - 2100:	7
2101 - 2200:	8
2201 - 2300:	7
2301 - 2400:	3
Unknown:	31
<u>TOTAL:</u>	393

<u>ACCIDENTS INVOLVING MOTORCYCLES</u>	
Injury:	0
Non-Injury:	0
Fatal:	0
Other:	0

<u>FATAL ACCIDENTS</u>	0
-------------------------------	----------

<u>WEATHER CONDITIONS</u>	
Overcast:	2
Snow:	8
Rain:	82
Clear:	344
<u>TOTAL:</u>	393

USE OF FORCE **2020**

	<u>Jan</u>	<u>Feb</u>	<u>Mar</u>	<u>Apr</u>	<u>May</u>	<u>Jun</u>	<u>Jul</u>	<u>Aug</u>	<u>Sep</u>	<u>Oct</u>	<u>Nov</u>	<u>Dec</u>	<u>Total</u>
Total Number of Use of Force Incidents	2	0	0	2	1	0	0	1	0				
Persons against whom force was used	2	0	0	2	1	0	0	1	0				
Involving Officer use of Physical Force	5	0	0	2	1	0	0	1	0				
Involving Officer use of Mechanical Force	0	0	0	0	0	0	0	0	0				
Involving Officer use of Deadly Force	0	0	0	0	0	0	0	0	0				

January	20-01449 / 20-03360
February	-
March	-
April	20-12307 / 20-12437
May	20-13009
June	-
July	-
August	20-19942
September	-
October	-
November	
December	

(These totals do not reflect the NJSP UCR criteria, totals are Princeton Police policy totals only.)