


**PRINCETON POLICE
DEPARTMENT
CHIEF'S MONTHLY REPORT**



**FEBRUARY
2021**

TABLE OF CONTENTS

JUVENILE BUREAU	1
SAFE NEIGHBORHOOD BUREAU	2
DETECTIVE BUREAU	3
ARRESTS	4
POLICE SERVICE CALLS	5
OFFENSES	6
NON-CRIMINAL INCIDENTS	7
SUMMONSES	8
PARKING VIOLATIONS	9
ORDINANCE VIOLATIONS	10
PATROL OVERTIME	11
DETECTIVE OVERTIME	12
GENDER/ETHNICITY REPORT	13
SUMMONS VS. WARNING BY RACE	14
MOTOR VEHICLE ACCIDENT STATISTICS	15
USE OF FORCE	16



Princeton Police Department

1 Valley Road, Princeton, NJ 08540

Phone: (609)921-2100 / Fax: (609)924-8197

Juvenile Report February 2021

Juveniles Petitioned to Family Court-0

Station House Adjustment

A thirteen year old girl was afforded a Station House adjustment after she was found to have gone behind the counter in a store on Nassau Street and took candy that was for the employees.

Curb Side Warning

Three boys approximately fifteen years old were afforded a Curb Side Warning when they were found skateboarding on Nassau Street where it is prohibited.

A seventeen year old boy was afforded a Curb Side Warning when he was found skateboarding on Nassau Street where it is prohibited.

Megan's Law Registration

Two Tier I Sex Offender registrations were completed.

One Tier II Sex Offender registration was completed.

Safe Neighborhood Bureau Monthly Report

February 2021

February 2021: The SNB as well as the rest of the police department continued on the Covid-19 schedule throughout February. Two of the members, Ptl. Navas and Ptl. Donnelly, each remained assigned to a patrol squad to assist with manpower shortages. Although assigned to patrol squads, both officers have remained active with SNB duties such as putting out social media posts and doing virtual zoom events with different organizations in the community. It has been determined that both Ptl. Navas and Ptl. Donnelly will return to SNB on a Covid schedule in March. This should allow for SNB to return to its normally assigned duties.

Activities:

- ❖ February 4: SNB participated in the monthly PADA meeting (Princeton Alcohol and Drug Alliance) via video conference
- ❖ February 7: SNB participated in the Mercer County juvenile ECDR training
- ❖ February 11: SNB participated in a Princeton University question and answer zoom conference for a student's senior thesis.
- ❖ February 16: SNB participated in a Corner House Leadership conference via Zoom.
- ❖ February 17: 2 SNB officers attended Resiliency Program Officer Training
- ❖ February 18: SNB participated in NIBRS training.
- ❖ February 23: SNB participated in a youth question and answer virtual meeting with Princeton Youth in regards to the legalization of marijuana.
- ❖ February 25: SNB attended a virtual Princeton Youth Advisory Committee.
- ❖ February 26: SNB participated in Kindness week at the YWCA.

Other activities of note:

SNB officers handled fourteen school crossings and conducted four motor vehicle accident investigations. SNB responded to multiple 911 calls to determine if there was an emergency present as well as multiple medical calls. SNB officers conducted several different details such as traffic details, building checks, well being checks and snow removal checks.

Princeton Police Department

Detective Bureau

Monthly Report – February 2021

Cases Assigned This Month	Open Investigations	Cases Closed This Month
47	67	38

Dispositions

Stationhouse Adjustment	Juvenile Petition	Warrant/Court	TOT Other Agency
1	0	0	1
Jurisdictional Limitations	Arrest/Court	Summons/Court	Exceptionally Cleared/Closed
3	0	0	3
Unfounded	Administratively Closed	Open/Inactive	Closed
2	11	1	16

Arrests

Adults	Juveniles
0	1

Background Investigations

Solicitor	Firearms	PFARS	Womanspace	Megan's Law Registrations
1	19	1	0	3

Notable Cases/Events

NJSP Audit was conducted on our sex offender registry and we were found to be in compliance.

Comparison

February 2021: 47 cases assigned

February 2020: 55 cases assigned

YTD 2021: 81 cases assigned

YTD 2020: 117 cases assigned

TOTAL ARRESTS

<u>2021</u>	<u>Jan</u>	<u>Feb</u>	<u>Mar</u>	<u>Apr</u>	<u>May</u>	<u>Jun</u>	<u>Jul</u>	<u>Aug</u>	<u>Sep</u>	<u>Oct</u>	<u>Nov</u>	<u>Dec</u>	<u>YTD 2021</u>
Arrests	5	8											13

<u>2020</u>	<u>Jan</u>	<u>Feb</u>	<u>Mar</u>	<u>Apr</u>	<u>May</u>	<u>Jun</u>	<u>Jul</u>	<u>Aug</u>	<u>Sep</u>	<u>Oct</u>	<u>Nov</u>	<u>Dec</u>	<u>YTD 2020</u>
Arrests	49	38	11	7	6	8	13	7	1	8	10	1	159

SERVICE CALLS

<u>Service Calls</u>	<u>Jan</u>	<u>Feb</u>	<u>Mar</u>	<u>Apr</u>	<u>May</u>	<u>Jun</u>	<u>Jul</u>	<u>Aug</u>	<u>Sep</u>	<u>Oct</u>	<u>Nov</u>	<u>Dec</u>	<u>YTD</u>
2021	1,772	1,760											3,532
2020	4,163	4,388	2,627	1,753	1,773	2,063	2,229	2,358	2,059	2,502	1,971	1,870	29,756

FEBRUARY OFFENSES

<u>OFFENSE TYPE</u>	<u>FEBRUARY 2020</u>	<u>FEBRUARY 2021</u>	<u>YTD 2021</u>
Assault/Aggravated	0	0	0
Assault/Simple	2	3	4
Burglary	0	1	7
Criminal Mischief	4	3	5
CDS Possession – Marijuana	12	0	1
CDS Possession – Heroin	0	0	0
DUI	5	3	3
Robbery	1	0	0
Sexual Assault	0	1	1
Theft	23	12	26
Warrant Arrest	9	0	0
TOTAL	56	23	47

FEBRUARY NON-CRIMINAL INCIDENTS

NON-CRIMINAL INCIDENTS	FEBRUARY 2020	FEBRUARY 2021	YTD 2021
Alarms Auto	0	0	0
Alarms Burglary	0	0	0
Alarms Commercial Burglary	15	16	33
Alarms Commercial Fire	18	24	35
Alarms Fire	1	1	2
Alarms Medical	10	17	27
Alarms Other	5	3	5
Alarms Panic	1	3	9
Alarms Residential Burglary	36	22	44
Alarms Residential Fire	7	6	18
Animal Complaints	27	17	41
Emotionally Disturbed Person	4	8	18
Fire (Other) Gas, Odor of Smoke	3	7	21
Fire Commercial	1	1	2
Fire Dwelling	0	0	2
Fire Vehicle	0	0	0
Firearms Applicant	3	19	32
Foot Patrol	85	19	59
Medical Call	175	134	263
Missing Person	4	1	2
Motor Vehicle Stop	1486	9	33
MVA Involving Injury	9	6	12
MVA No Injury	52	43	76
MVA No Report	2	5	7
MVA With Bicycle	2	0	0
MVA With Deer	3	3	7
MVA With Pedestrian	0	1	4
Noise Complaint	13	11	23
School Crossing	131	126	207
School Detail	46	0	0
Urinating in Public	2	0	1
Non-Criminal – TOTAL	2141	502	983

FEBRUARY SUMMONSES

<u>SUMMONS TYPE</u>	<u>FEBRUARY 2020</u>	<u>FEBRUARY 2021</u>	<u>YTD 2021</u>
All Other (ordinances/moving)	229	23	37
Careless Driving	40	20	38
Cell Phone	7	0	0
Driving While Intoxicated	5	3	3
Driving While Suspended	40	1	1
Failure to Exhibit Documents	8	1	2
Failure to Inspect	21	0	0
Failure to Wear Seatbelt	6	0	0
Failure to Yield to Pedestrian in Crosswalk	17	0	2
Maintenance of Lamps	27	0	0
Speeding	266	2	9
Uninsured Motorist	7	0	1
Unlicensed Driver	26	1	1
Unregistered Vehicle	94	1	1
Total Summonses	793	52	95

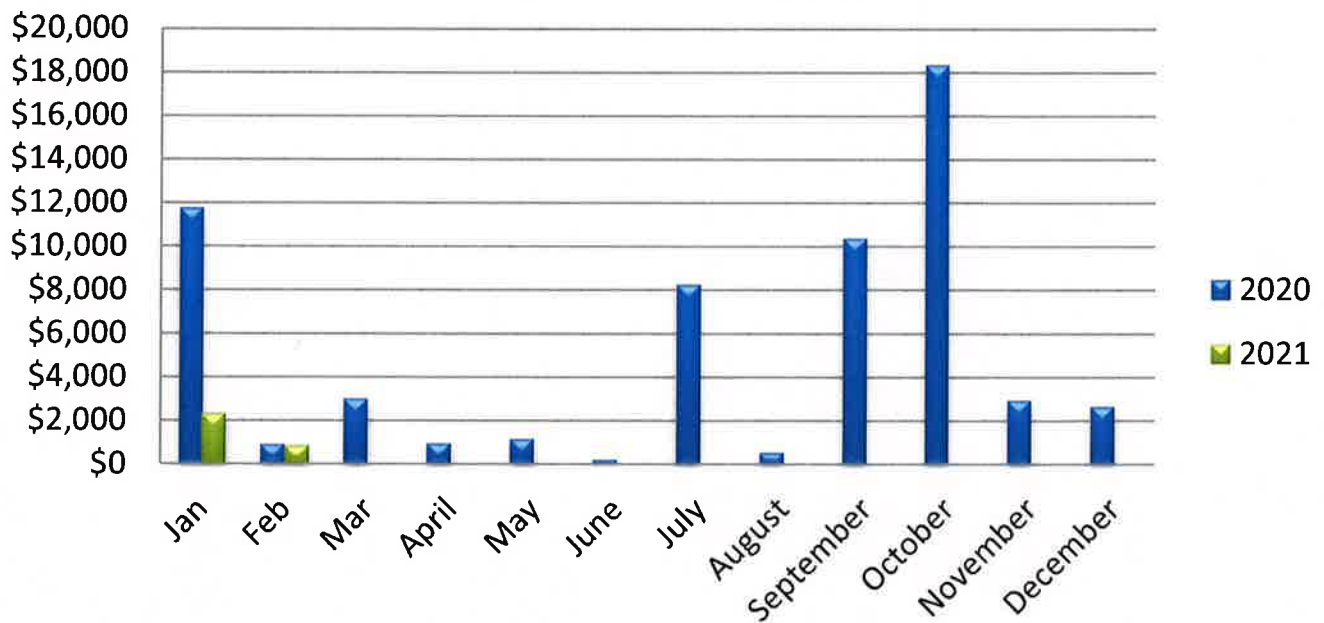
FEBRUARY PARKING VIOLATIONS

<u>PARKING ORDINANCE</u>	<u>February 2020</u>	<u>February 2021</u>	<u>YTD 2021</u>
Bus Zone	1	0	2
Loading Zone	71	14	38
Parking Within Designated Parking Stalls	16	1	6
No Parking Zones/Anytime	47	11	17
Park Between 2AM & 6AM 1hr Limit	154	0	0
Parking Limit 2 hrs Between 8AM & 6PM	90	0	0
Park Between 2AM & 6AM in Municipal Yard	2	0	0
Meters	1467	151	1009
Meter Feeding	0	0	0
Parking in Handicap Space	2	0	0
All Others	54	10	26
Total - Parking Violations	1904	187	1098

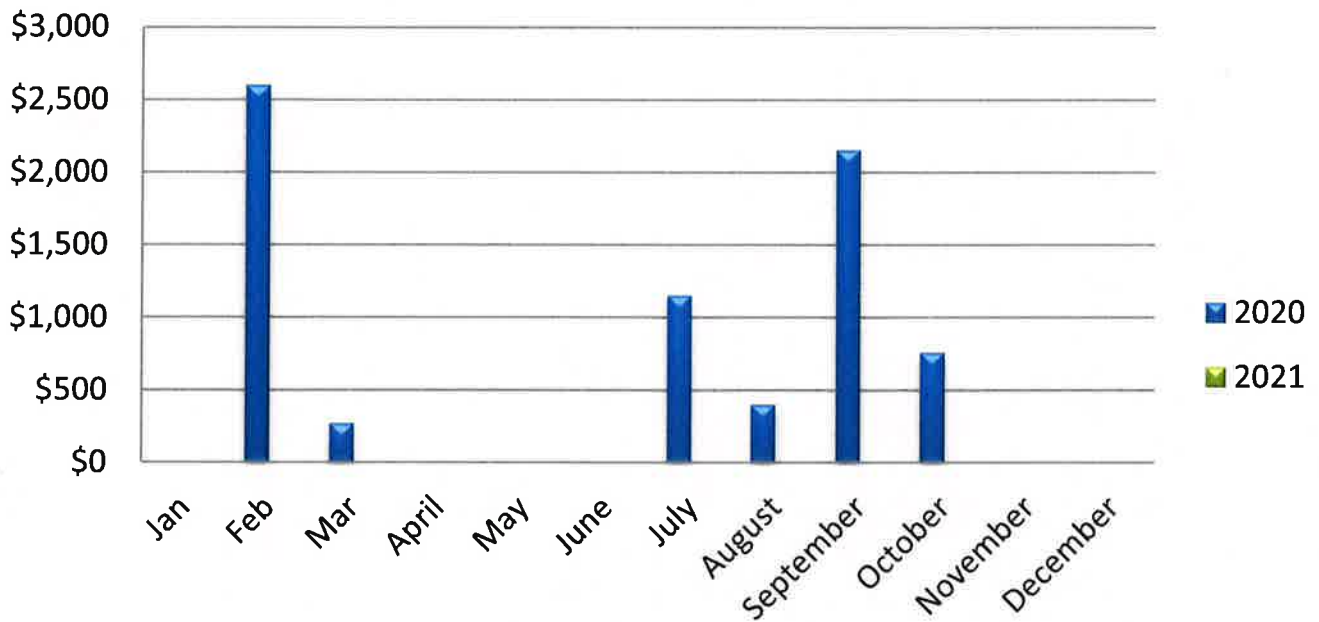
FEBRUARY ORDINANCE VIOLATIONS

<u>ORDINANCE VIOLATION</u>	<u>February 2020</u>	<u>February 2021</u>	<u>YTD 2021</u>
Bicycles/Skateboards Prohibited	0	1	1
Consumption Alcohol in Park	0	0	0
Construction After Hours	0	0	0
Disorderly Conduct	0	0	0
Dog Without a Leash	0	0	0
False Alarm – 2 nd Offense	0	1	3
False Alarm – 3 rd Offense	0	0	0
False Alarm – 4 th Offense	0	0	0
Failure to Register Alarm	0	0	1
Failure to Remove Snow	0	0	0
Idling Vehicle	0	0	0
In Park After Hours	0	0	1
Left Turn Prohibited	0	0	0
Littering	5	0	0
Noise Complaint	0	0	0
No U-turn	1	0	0
Open Container	2	0	0
Other	0	0	0
Overweight Vehicle	28	0	0
Prohibited Left Turn	6	0	1
Urinating in Public	2	0	0
TOTAL	44	2	7

Patrol Overtime



Detective Overtime





Princeton Police Department

1 Valley Road, Princeton, NJ 08540

Phone: 609-921-2100 Fax: 609-924-8197 Mun. Code: 1110

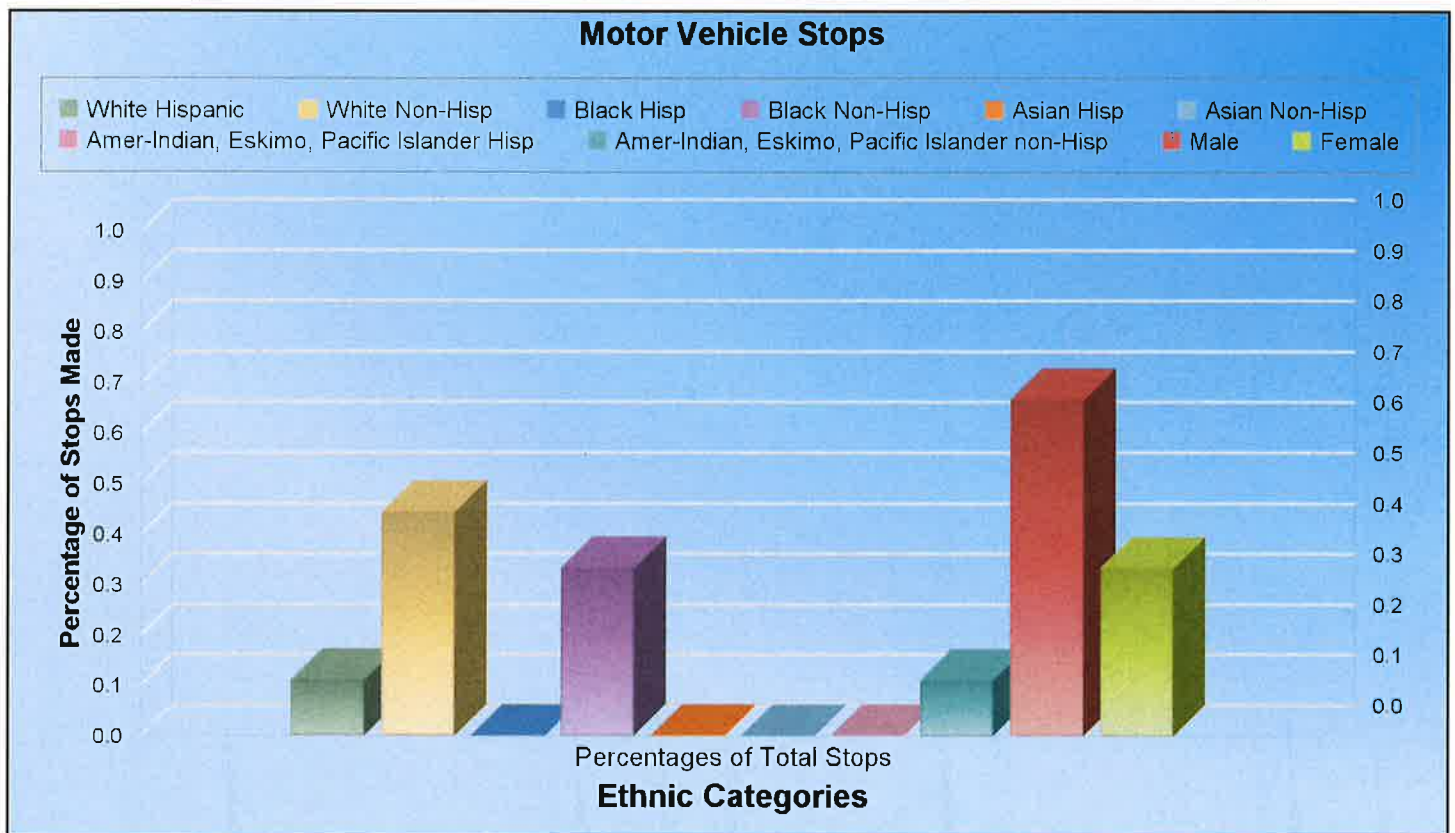


Gender & Ethnicity Report MV Stops for February 2021

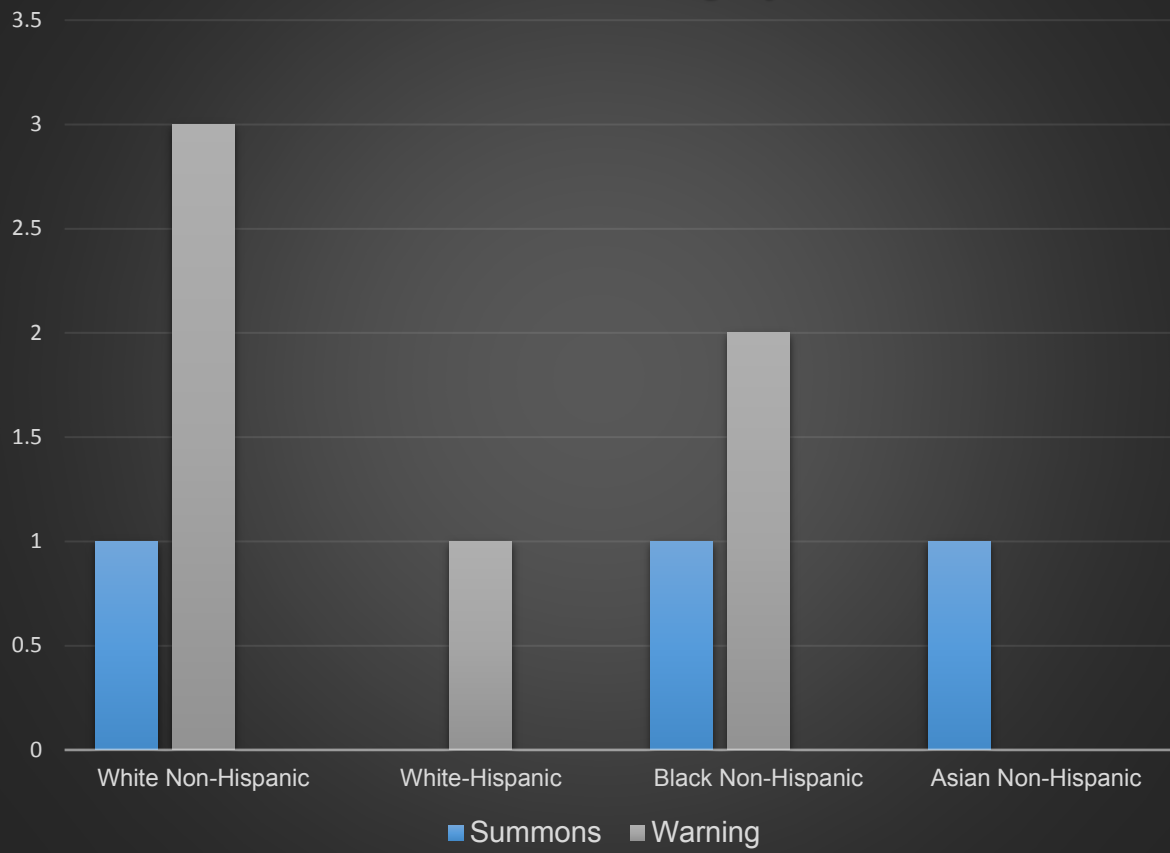
Officer - Total MV Stops: 9

Gender / Ethnic breakdown shown in percentages of overall number of MV Stops

Race Code	Total #	Percentage
White Hisp.	1	11.11%
White Non Hisp.	4	44.44%
Black Hisp.	0	0.00%
Black Non-Hisp.	3	33.33%
Native Amer/Eskimo Hisp	0	0.00%
Native Amer/Eskimo Non-Hisp	0	0.00%
Asian Hisp.	0	0.00%
Asian Non-Hisp	1	11.11%
Male	6	66.67%
Female	3	33.33%



February 2021 Summons vs. Warning by Race



**PRINCETON POLICE DEPARTMENT
YEAR-TO-DATE 2021 MVA Report**

	<u>2020</u>	<u>2021</u>		<u>2020</u>	<u>2021</u>
<u>VEHICLES INVOLVED</u>	228	149	<u>ROAD CONDITIONS</u>		
			Dry:	87	62
<u>INJURIES INVOLVED</u>	23	13	Wet:	34	11
			Snow:	4	14
<u>ACCIDENTS WITH INJURIES</u>	20	12	Ice:	1	1
			Other:	0	0
<u>PROPERTY DAMAGE ACCIDENT</u>	10	15	<u>TOTAL:</u>	126	88
			<u>ACCIDENTS INVOLVING DEER</u>	33	7
			<u>SUMMONS ISSUED</u>	94	60
<u>DAYLIGHT/DARKNESS</u>			<u>ACCIDENTS INVOLVING PEDESTRIANS</u>		
Daylight:	88	65	Injury:	2	4
Darkness:	38	23	Non-Injury:	0	0
Unknown:	0	0	Fatal:	0	0
<u>TOTAL:</u>	126	88	Other:	0	0
<u>NUMBER OF ACCIDENTS BY DAY</u>			<u>ACCIDENTS INVOLVING BICYCLISTS</u>		
Unknown:	0	0	Injury:	3	0
Monday:	13	10	Non-Injury:	0	0
Tuesday:	19	15	Fatal:	0	0
Wednesday:	23	11	Other:	0	0
Thursday:	22	6	<u>ACCIDENTS INVOLVING MOTORCYCLES</u>		
Friday:	22	19	Injury:	0	0
Saturday:	17	17	Non-Injury:	0	0
Sunday:	10	10	Fatal:	0	0
<u>TOTAL:</u>	126	88	Other:	0	0
<u>TIMES OF DAY</u>			<u>FATAL ACCIDENTS</u>	0	0
0001 - 0100:	0	0			
0101 - 0200:	0	1	<u>PRIVATE PROPERTY LOCATIONS</u>	10	14
0201 - 0300:	0	0			
0301 - 0400:	0	0	<u>WEATHER CONDITIONS</u>		
0401 - 0500:	1	0	Overcast:	2	38
0501 - 0600:	0	0	Snow:	4	13
0601 - 0700:	4	0	Rain:	16	2
0701 - 0800:	6	2	Clear:	104	35
0801 - 0900:	10	5	<u>TOTAL:</u>	126	88
0901 - 1000:	6	4			
1001 - 1100:	6	7			
1101 - 1200:	13	8			
1201 - 1300:	8	6			
1301 - 1400:	10	7			
1401 - 1500:	5	12			
1501 - 1600:	14	6			
1601 - 1700:	2	6			
1701 - 1800:	11	8			
1801 - 1900:	5	5			
1901 - 2000:	7	5			
2001 - 2100:	3	1			
2101 - 2200:	4	1			
2201 - 2300:	2	1			
2301 - 2400:	1	0			
Unknown:	0	0			
<u>TOTAL:</u>	126	88			

USE OF FORCE **2021**

	<u>Jan</u>	<u>Feb</u>	<u>Mar</u>	<u>Apr</u>	<u>May</u>	<u>Jun</u>	<u>Jul</u>	<u>Aug</u>	<u>Sep</u>	<u>Oct</u>	<u>Nov</u>	<u>Dec</u>	<u>Total</u>
Total Number of Use of Force Incidents	0	0											
Persons against whom force was used	0	0											
Involving Officer use of Physical Force	0	0											
Involving Officer use of Mechanical Force	0	0											
Involving Officer use of Deadly Force	0	0											

January	-
February	-
March	
April	
May	
June	
July	
August	
September	
October	
November	
December	

(These totals do not reflect the NJSP UCR criteria, totals are Princeton Police policy totals only.)